
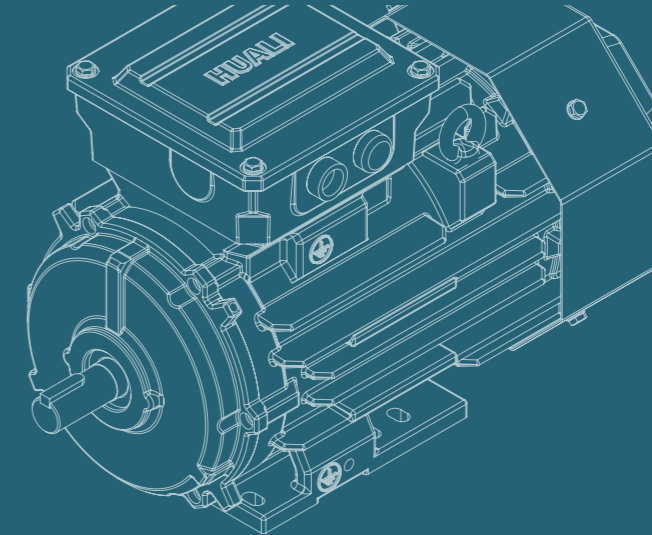
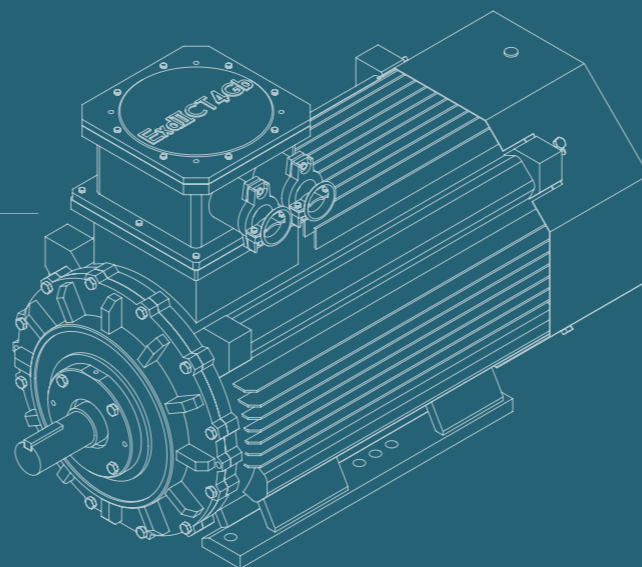

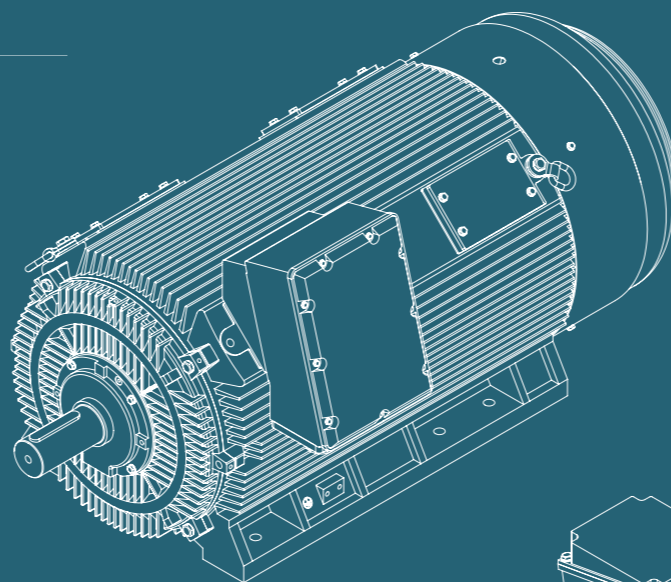


山东华力电机集团股份有限公司
 Shan Dong HuaLi Electric Motor Group CO.,LTD.
 地址: 山东省荣成市荣昌路9号
 Add.No.9 Rongchang Road,Rongcheng,Shandong
 邮编(P.C.):264300
 办公室(Office):0631-7551153
 经营计划部(Tel): 0631-7551307
 Sales Dept(Tel): 0631-7551307
 传真(Fax): 0631-7553744
 产品开发部(总部): 0631-7587026 7587027
 Department of Technology: 0631-7587026 7587027
 售后服务部: 0631-7555999
 Technical Service(Tel):0631-7555999
 Http://www.hualimotor.com.cn
 E-mail:info@hualimotor.com.cn

山东华力电机集团荣成工业新区
 HuaLi Group Rongcheng New Industry District
 地址: 山东省荣成市富源南路89号
 Add.No.89 Fu Yuan South Road,Rongcheng,Shandong
 邮编(P.C.):264300
 进出口部(Tel): 0631-7551302
 传真(Fax): 0631-7581937
 Import & Export Dept (Tel): 0631-7551302
 产品开发部(园区): 0631-7527221
 Department of Technology: 0631-7527221

山东华力电机集团苏州制造有限公司
 Shan Dong HuaLi Electric Motor Suzhou Manufacture CO.,LTD.
 地址: 江苏省苏州市新区泰山路188号
 Add.No.188, Taishan Road, Suzhou City, Jiangsu
 邮编(P.C.):215011
 办公室(Office): 0512-88186811
 传真(Fax): 0512-88186810
 经营计划部: 0512-88186833
 Sales Dept(Tel): 0512-88186833
 传真(Fax): 0512-88186832
 开发部(Tel): 0512-88186834
 Department of Technology:0512-88186834



HM4系列三相异步电动机

HM4 SERIES SUPER-PREMIUM 3-PHASE ASYNCHRONOUS MOTOR

订货须知 Ordering instruction:
 本样本仅供用户参考, 具体数据内容可能会有变动, 订货请惠于联系。
 This catalogue is only a reference for users. The date may be changed, please contact us before ordering.
 订货时请详细说明产品型号, 额定功率, 同步转速, 电压及频率, 绝缘等级, 安装结构型式等。
 Please type rated output, synchronous speed, voltage and frequency, insulation class, mounting type etc, when ordering.
 如有特殊要求, 经双方协议后, 还可供应其它特殊规格电机。
 For special requirement, please contact us, we may supply special type of motor.

2023年9月



山东华力电机集团股份有限公司
 SHANDONG HUALI ELECTRIC MOTOR GROUP CO.,LTD.

山东·荣成

企业简介 Introduction

山东华力电机集团股份有限公司创立于1970年，经过持续稳步发展，已成为集科研、生产、营销、服务于一体的现代化企业集团。公司下辖荣成崂山工业区、荣成工业新区及苏州工业新区三处制造企业，年生产能力120万台、2000万KW，是全球电机行业具有规模和实力的制造企业之一。

华力集团技术力量雄厚，建有山东省企业技术中心、山东省稀土永磁电机工程技术研究中心，构建起以低压电机为支撑，高压、低压大功率、特种电机为发展方向的产品格局。产品涵盖了YE5系列、YE4系列、YE3系列、HM4系列、HM3系列、YBX5系列、YBX4系列、YBX3系列、YFB5系列、YFB4系列、YFB3系列、YBK3系列、YBBP系列、YB3系列、YVF3系列、YVF2系列、YVF系列、YKK系列、YKS系列等(通用、防爆、船用、起重、冶金、变频、高压、风力发电、轨道交通等)50多个系列20000多个规格，是全球品种、规格齐全的电机制造厂家之一。公司拥有先进的生产检测设备，建立起完善的质量、环境管理体系，通过了ISO9001、ISO14001、CCC、CQC、CE、UL等多项认证认可。

公司坚持“占科技高点、拓全球市场”的发展战略，构筑起国内国际两大市场板块。在全国50多个大中城市建立起仓储式销售分公司，形成了快捷、高效的市场营销和服务网络，产品同时销往欧洲、亚洲、非洲、美洲等40多个国家和地区。企业规模及综合经济效益位居全球电机行业前列。


创新的理念，先进的技术，优良的品质，优质的服务和华力人团结奋进的精神，凝聚成企业不断成长和发展的动力。“创百年华力，树世界品牌”的企业目标正在努力实现！

Since its founding in 1970, through sustained and steady development, it is now a modern enterprise with its own production, distribution, R&D and customer service teams. Huali has built three manufacturing enterprises: Rongcheng Laoshan Industrial Area, Rongcheng Industrial New Area and Suzhou Industrial Area. The annual production capacity is 1.2 million motors(20 million KW),Huali is one of the manufacturing enterprises of global motor industry with scale and strength.

Huali group has strong technical force, established Shandong enterprise technology center and Shandong province rare earth permanent magnet motor engineering technology research center, Build a product pattern with low-voltage motor as support, high-voltage, low-voltage high-power and special motor as development direction. Our products includes about 20000 varieties types in more than 50 major series. such as, YE5、YE4、YE3、HM4、HM3、YBX5、YBX4、YBX3、YFB5、YFB4、YFB3、YBK3、YBBP、YB3、YVF3、YVF2、YVF、YKK、YKS(General, Explosion Proof, Marine, Lifting, Metallurgy, Frequency, Conversion High Voltage, Wind power generation ,Rail Transit etc).It is one of the motor manufacturers of the global varieties and complete specifications. Our company has advanced production testing equipment, Establish a sound quality and environmental management system. We have passed a number of accreditation such as:ISO9001、ISO14001、CCC、CQC、CE、UL etc.

The company insists on the development strategy of "Occupying the high point of science and technology, Expand-ing the global market", and constructs two major market plates of domestic and international. Store sales branches have been established in more than 50 large and medium-sized cities throughout the country, which created a highly efficient sale and service network. The products are also sold to more than 40 countries and regions such as Europe, Asia, Africa and America. The scale and comprehensive economic benefits of the enterprises rank in the forefront of the global motor industry.

Innovative ideas, advanced technology, excellent quality, high quality service and the spirit of unite and endeavour of Huali people, condensed into a continuous growth and development of the enterprise power. With such power, Huali and tis people will make the dream that "Creating a centennial Huali, Establishing a global brand" are being come true!



HM4 系列三相异步电动机 SERIES Super-Premium 3-Phase Asynchronous Motor



产品概述 Product Introduction

HM4系列三相异步电动机符合GB18613-2020《电动机能效限定值及能效等级》中规定的二级效率标准。同时，符合IEC 60034-30-1:2014标准的IE4能效等级。

其提高效率设计，符合国家对生产制造行业提出节能降耗的要求。

HM4系列电机的安装尺寸符合IEC 60034标准。具有结构合理，外形美观，效率高，噪音低，防护等级、绝缘等级高、长寿、长可靠等优点，可广泛应用于风机、水泵、机床、压缩机和运输机械等驱动各种通用机械设备，具有超大的过载倍数，更可在石油、化工、钢铁、矿山等其它环境比较恶劣的场所使用。

HM4 series three-phase asynchronous motor is in line with the second efficiency standard in the provisions of GB18613-2020 "Minimum allowable values of energy efficiency and values of efficiency grades for motors". Meanwhile, IE4 efficiency standard is also be satisfied in the provisions of IEC 60034-30-1:2014.

Improvement on design of efficiency is in line with the state's requirements on the energy saving and consumption reducing of the manufacturing sector.

HM4 series motors with the mounting dimension in accordance with standard IEC 60034, it has good features like, optimum structure, attractive appearance, low noise, high efficiency, high protection class as well as high insulation class, long service life, reliability. YE4 series motors can be widely used in various kinds of general use machineries like fans, pumps, machine tools, compressors, transportation and so on, it has a large overload multiple, and can be used in the hazardous areas with oil and chemical, steel plants, mining industry.

详细说明 Specification

◆现场条件

HM4系列电动机可适用于大多数的场合及环境。电动机标准工作条件为-20°C 到+40°C，海拔1000米。

Site conditions

HM4 series motors are suitable for almost all applications and operate satisfactorily at temperature from -20°C to +40°C and altitudes up to 1000 meters above sea level.

◆温升和绝缘

电动机按F级绝缘设计（155°C），按B级绝缘考核(80K)，电动机的使用寿命和可靠性得到保证。

Temperature and insulation

F class (155°C) insulation system and temperature rise class B (80K) are adopted to the motor, which increase the motor useful life and reliability.

◆冷却和通风

标准冷却方式为全封闭自扇冷（TEFC）。标准电机装有轴流式塑料风扇。符合 IEC 60034-6 中IC411 的规定。

Cooling and ventilation

The standard cooling method is totally Enclosed Fan Cooled (TEFC) in accordance with IC411 of IEC 60034-6. Standard motors are equipped with centrifuge plastic fans.

◆防护等级

电动机的防护等级为 IP55，可用于含尘或潮湿环境。也可根据客户要求提供更高防护等级的电动机。

Protection class

The standard protection degree of motor is IP55, which make moist and dusty condition is also allowable. Higher degree of protection is also available according to customer's requirement.

◆电机保护

可根据要求安装PTC、PT100等绕组和轴承测温及保护装置。

Motor protection

The protection and measurement equipment to Winding and bearing such as PTC, PT100 are available on request.

◆电压、频率

标准电机为380V/50HZ 可设计200-660V 范围内任意电压的50Hz 的电动机。在供电电压偏离额定电压±5%的情况下，仍能良好运行。

Voltage and frequency

Standard voltage and frequency is 380V/ 50HZ, special value on voltage and frequency is available on request. The motors will operate satisfactorily with variations of ±5% from the rated voltage.

◆振动

HM4系列电动机在空载时振动速度等级符合A级。特殊要求时，可提供B级电动机。

Vibration

Standard vibration class is A during no-load condition; higher vibration class B is available on request.

◆质量保证

从产品设计到产品出厂，遵循ISO9001 质量认证体系，严格遵守质量程序。

Quality assurance

Stringent quality procedures are observed from first design to finished products in accordance with ISO9001 documented quality systems.

技术数据 Technical Data

2极-同步转速3000r/min 50Hz 2pole-3000 rpm synchronous speed 50Hz

型号 motor type	额定 功率 rated output kW	额定 转速 rated speed rpm	额定 电流 IFL 380V A	额定 电流 IFL 400V A	额定 电流 IFL 415V A	额定 电流 IFL 525V A	效率 EFF %	功率 因数 power factor cosφ	额定 转矩 rated torque N.m	堵转 转矩 TST/TFL	最大 转矩 TM/TFL	堵转 电流 IST/IFL	转动 惯量 M of I kgm ²	噪音 noise level LW dB(A)	重量 net weight kg
HM4-80M1-2	0.75	2855	1.6	1.6	1.5	1.2	83.5%	0.83	2.5	2.2	2.3	8.5	0.001	62	19
HM4-80M2-2	1.1	2855	2.4	2.2	2.2	1.7	85.2%	0.83	3.6	2.2	2.3	8.5	0.002	62	20
HM4-90S-2	1.5	2880	3.1	2.9	2.8	2.2	86.5%	0.85	4.9	2.2	2.3	9	0.002	67	23
HM4-90L-2	2.2	2880	4.4	4.2	4.0	3.2	88.0%	0.86	7.2	2.2	2.3	9	0.003	67	32
HM4-100L-2	3	2880	5.9	5.6	5.4	4.3	89.1%	0.87	9.9	2.2	2.3	9.5	0.006	74	45
HM4-112M-2	4	2900	7.7	7.3	7.0	5.6	90.0%	0.88	13.1	2.2	2.3	9.5	0.009	77	50
HM4-132S1-2	5.5	2905	10.4	9.9	9.6	7.6	90.9%	0.88	17.9	2	2.3	9.5	0.024	79	66
HM4-132S2-2	7.5	2905	14.0	13.3	12.8	10.1	91.7%	0.89	24.4	2	2.3	9.5	0.029	79	75
HM4-160M1-2	11	2940	20.3	19.3	18.6	14.7	92.6%	0.89	35.5	2	2.3	9.5	0.067	81	115
HM4-160M2-2	15	2940	27.4	26.1	25.1	19.9	93.3%	0.89	48.5	2	2.3	9.5	0.080	81	125
HM4-160L-2	18.5	2940	33.7	32.0	30.9	24.4	93.7%	0.89	59.7	2	2.3	9.5	0.097	81	148
HM4-180M-2	22	2955	40.0	38.0	36.6	28.9	94.0%	0.89	70.9	2	2.3	9.5	0.137	83	192
HM4-200L1-2	30	2965	54.2	51.5	49.6	39.2	94.5%	0.89	96.5	2	2.3	9	0.227	84	245
HM4-200L2-2	37	2965	66.6	63.3	61.0	48.2	94.8%	0.89	119.0	2	2.3	9	0.269	84	265
HM4-225M-2	45	2970	80.9	76.8	74.0	58.5	95.0%	0.89	144.5	2	2.3	9	0.360	86	320
HM4-250M-2	55	2975	98.5	93.6	90.2	71.3	95.3%	0.89	176.3	2	2.3	9	0.791	89	435
HM4-280S-2	75	2975	133.9	127.2	122.6	96.9	95.6%	0.89	240.4	1.8	2.3	8.5	0.960	91	560
HM4-280M-2	90	2975	160.4	152.4	146.9	116.1	95.8%	0.89	288.4	1.8	2.3	8.5	1.157	91	600
HM4-315S-2	110	2980	195.6	185.8	179.1	141.6	96.0%	0.89	352.5	1.8	2.3	8.5	1.662	92	930
HM4-315M-2	132	2980	234.2	222.5	214.5	169.6	96.2%	0.89	423.0	1.8	2.3	8.5	1.874	92	1000
HM4-315L1-2	160	2980	283.6	269.5	259.7	205.3	96.3%	0.89	512.8	1.8	2.2	8.5	2.146	92	1120
HM4-315L-2	185	2980	328.0	311.6	300.3	237.4	96.3%	0.89	592.9	1.8	2.2	8.5	2.481	92	1140
HM4-315L2-2	200	2980	353.8	336.1	324.0	256.1	96.5%	0.89	640.9	1.8	2.2	8.5	2.448	92	1180
HM4-355M1-2	220	2980	384.9	365.6	352.4	278.6	96.5%	0.9	705.0	1.6	2.2	8.5	3.8	100	1720
HM4-355M2-2	250	2980	432.6	410.9	396.1	313.1	96.5%	0.91	801.2	1.6	2.2	8.5	4.4	100	1830
HM4-355L1-2	280	2980	484.5	460.2	443.6	350.7	96.5%	0.91	897.3	1.6	2.2	8.5	4.8	100	1960
HM4-355L2-2	315	2980	545.0	517.8	499.1	394.5	96.5%	0.91	1009.5	1.6	2.2	8.5	5.0	100	2160
HM4-3551-2	355	2980	614.2	583.5	562.4	444.6	96.5%	0.91	1137.6	1.2	1.8	8.5	5.6	104	2280
HM4-3552-2	400	2980	692.1	657.5	633.7	500.9	96.5%	0.91	1201.7	1.2	1.8	8.5	5.9	104	2360

技术数据 Technical Data

4极-同步转速1500r/min 50Hz 4pole-1500 rpm synchronous speed 50Hz

型号 motor type	额定 功率 rated output kW	额定 转速 rated speed rpm	额定 电流 IFL 380V A	额定 电流 IFL 400V A	额定 电流 IFL 415V A	额定 电流 IFL 525V A	效率 EFF %	功率 因数 power factor cosφ	额定 转矩 rated torque N.m	堵转 转矩 TST/TFL	最大 转矩 TM/TFL	堵转 电流 IST/IFL	转动 惯量 M of I kgm ²	噪音 noise level LW dB(A)	重量 net weight kg
HM4-80M1-4	0.55	1400	1.3	1.3	1.2	1.0	83.9%	0.74	3.8	2.4	2.3	6.6	0.003	56	18
HM4-80M2-4	0.75	1420	1.8	1.7	1.6	1.3	85.7%	0.74	5.0	2.3	2.3	8.5	0.003	56	20
HM4-90S-4	1.1	1430	2.6	2.4	2.3	1.8	87.2%	0.75	7.3	2.3	2.3	8.5	0.004	59	27
HM4-90L-4	1.5	1430	3.4	3.2	3.1	2.5	88.2%	0.76	10.0	2.3	2.3	9	0.005	59	30
HM4-100L1-4	2.2	1440	4.7	4.5	4.3	3.4	89.5%	0.79	14.5	2.3	2.3	9	0.012	64	41
HM4-100L2-4	3	1440	6.3	6.0	5.8	4.6	90.4%	0.8	19.8	2.3	2.3	9.5	0.016	64	46
HM4-112M-4	4	1450	8.3	7.9	7.6	6.0	91.1%	0.8	26.2	2.3	2.3	9.5	0.022	65	54
HM4-132S-4	5.5	1460	11.4	10.8	10.4	8.2	91.9%	0.8	35.6	2	2.3	9.5	0.060	71	70
HM4-132M-4	7.5	1460	15.2	14.4	13.9	11.0	92.6%	0.81	48.6	2	2.3	9.5	0.071	71	80
HM4-160M-4	11	1475	21.6	20.5	19.8	15.6	93.3%	0.83	71.2	2	2.3	9.5	0.137	73	125
HM4-160L-4	15	1475	28.9	27.4	26.5	20.9	93.9%	0.84	97.1	2	2.3	9.5	0.171	73	150
HM4-180M-4	18.5	1475	35.1	33.3	32.1	25.4	94.2%	0.85	119.4	2	2.3	9.5	0.238	76	180
HM4-180L-4	22	1475	41.6	39.5	38.1	30.1	94.5%	0.85	142.0	2	2.3	9.5	0.259	76	210
HM4-200L-4	30	1475	56.5	53.7	51.7	40.9	94.9%	0.85	192.9	2	2.3	9	0.459	76	265
HM4-225S-4	37	1480	69.5	66.0	63.6	50.3	95.2%	0.85	237.9	2	2.3	9	0.656	78	327
HM4-225M-4	45	1480	84.3	80.1	77.2	61.0	95.4%	0.85	289.4	2	2.3	9	0.758	78	342
HM4-250M-4	55	1480	101.5	96.5	93.0	73.5	95.7%	0.86	353.7	2	2.3	9	1.078	79	450
HM4-280S-4	75	1485	136.4	129.6	124.9	98.8	96.0%	0.87	482.3	2	2.3	8.5	1.800	80	580
HM4-280M-4	90	1485	161.7	153.6	148.1	117.0	96.1%	0.88	578.8	2	2.3	8.5	2.130	80	635
HM4-315S-4	110	1485	195.0	185.3	178.6	141.1	96.3%	0.89	705.0	1.8	2.2	8.5	3.415	88	920
HM4-315M-4	132	1485	233.8	222.1	214.0	169.2	96.4%	0.89	846.0	1.8	2.2	8.5	3.807	88	1040
HM4-315L1-4	160	1485	279.6	265.6	256.0	202.4	96.6%	0.9	1025.5	1.8	2.2	8.5	3.423	88	1080
HM4-315L-4	185	1485	323.3	307.1	296.0	234.0	96.6%	0.9	1185.7	1.8	2.2	8.5	3.958	88	1150
HM4-315L2-4	200	1485	349.2	331.7	319.7	252.7	96.7%	0.9	1281.9	1.8	2.2	8.5	5.262	88	1200
HM4-355M1-4	220	1490	384.1	364.9	351.7	278.0	96.7%	0.9	1410.1	1.8	2.2	8.5	9.2	92	1750
HM4-355M2-4	250	1490	436.5	414.6	399.6	315.9	96.7%	0.9	1602.3	1.8	2.2	8.5	9.9	92	1840
HM4-355L1-4	280	1490	488.8	464.4	447.6	353.8	96.7%	0.9	1794.6	1.8	2.2	8.5	10.2	92	1930
HM4-355L2-4	315	1490	549.9	522.4	503.6	398.0	96.7%	0.9	2019.0	1.8	2.2	8.5	11.6	92	2280
HM4-3551-4	355	1490	626.7	595.4	573.9	453.6	96.7%	0.9	2275.3	1.3	1.8	8.5	12.8	92	2396
HM4-3552-4	400	1490	714.2	678.5	654.0	516.9	96.7%	0.9	2563.8	1.3	1.8	8.5	13.4	92	2480

技术数据 Technical Data

6极-同步转速1000r/min 50Hz 6pole-1000 rpm synchronous speed 50Hz

型号 motor type	额定 功率 rated output kW	额定 转速 rated speed rpm	额定 电流 IFL 380V A	额定 电流 IFL 400V A	额定 电流 IFL 415V A	额定 电流 IFL 525V A	效率 EFF %	功率 因数 power factor cosφ	额定 转矩 rated torque N.m	堵转 转矩 TST/TFL	最大 转矩 TM/TFL	堵转 电流 IST/IFL	转动 惯量 M of I kgm ²	噪音 noise level LW dB(A)	重量 net weight kg
HM4-80M1-6	0.37	935	1.0	1.0	0.9	0.7	78%	0.70	3.8	1.9	2	6	0.0033	54	16
HM4-80M2-6	0.55	935	1.4	1.4	1.3	1.0	80.90%	0.72	5.6	1.9	2.1	6	0.0037	54	18
HM4-90S-6	0.75	940	2.0	1.9	1.8	1.4	82.7%	0.70	7.6	2.1	2.1	7.5	0.004	57	25
HM4-90L-6	1.1	940	2.8	2.7	2.6	2.0	84.5%	0.70	11.2	2.1	2.1	7.5	0.006	57	30
HM4-100L-6	1.5	950	3.7	3.6	3.4	2.7	85.9%	0.71	15.1	2.1	2.1	7.5	0.016	61	40
HM4-112M-6	2.2	950	5.4	5.1	4.9	3.9	87.4%	0.71	22.1	2.1	2.1	7.5	0.039	65	46
HM4-132S-6	3	965	7.2	6.9	6.6	5.2	88.6%	0.71	29.4	2.0	2.1	7.5	0.035	69	60
HM4-132M1-6	4	965	9.4	9.0	8.6	6.8	89.5%	0.72	39.2	2.0	2.1	8	0.043	69	70
HM4-132M2-6	5.5	965	12.8	12.2	11.7	9.3	90.5%	0.72	53.9	2.0	2.1	8	0.056	69	80
HM4-160M-6	7.5	975	16.4	15.6	15.0	11.9	91.3%	0.76	73.1	2.0	2.1	8	0.140	73	119
HM4-160L-6	11	975	23.5	22.3	21.5	17.0	92.3%	0.77	107.2	2.0	2.1	8.5	0.192	73	142
HM4-180L-6	15	975	30.7	29.1	28.1	22.2	92.9%	0.80	145.4	2.0	2.1	8.5	0.319	73	190
HM4-200L1-6	18.5	975	37.6	35.7	34.4	27.2	93.4%	0.80	179.4	2.0	2.1	8.5	0.446	73	230
HM4-200L2-6	22	975	44.0	41.8	40.3	31.9	93.7%	0.81	213.3	2.0	2.1	8.5	0.557	73	260
HM4-225M-6	30	985	59.0	56.1	54.0	42.7	94.2%	0.82	290.9	2.0	2.1	8.3	0.832	74	310
HM4-250M-6	37	985	71.7	68.1	65.6	51.9	94.5%	0.83	358.7	2.0	2.1	8.3	1.45	76	410
HM4-280S-6	45	985	86.9	82.6	79.6	62.9	94.8%	0.83	434.1	2.0	2.0	8.5	2.25	78	500
HM4-280M-6	55	985	104.6	99.4	95.8	75.7	95.1%	0.84	530.6	2.0	2.0	8.5	2.73	78	580
HM4-315S-6	75	990	142.2	135.1	130.2	102.9	95.4%	0.84	723.5	1.6	2.0	8	3.98	83	850
HM4-315M-6	90	990	168.3	159.9	154.1	121.8	95.6%	0.85	868.2	1.6	2.0	8	4.50	83	950
HM4-315L1-6	110	990	205.2	195.0	187.9	148.6	95.8%	0.85	1061.1	1.6	2.0	8	5.61	83	1020
HM4-315L2-6	132	990	242.9	230.8	222.4	175.8	96.0%	0.86	1273.3	1.6	2.0	8	6.93	83	1140
HM4-355M1-6	160	990	293.8	279.2	269.1	213.1	96.2%	0.86	1543.4	1.6	2	7.8	11.9	85	1680
HM4-355M-6	185	990	339.8	322.8	311.1	214.1	96.2%	0.86	1784.6	1.6	2	7.8	12.9	85	1730
HM4-355M2-6	200	990	366.9	348.6	336.7	215.1	96.3%	0.86	1929.3	1.6	2	7.8	13.4	85	1810
HM4-355L1-6	220	990	403.6	383.4	369.6	216.1	96.3%	0.86	2122.2	1.6	2	7.8	13.9	85	1960
HM4-355L2-6	250	990	457.7	434.8	419.1	217.1	96.5%	0.86	2411.6	1.6	2	7.8	14.3	85	2250
HM4-3551-6	280	990	512.6	487.0	471.1	218.1	96.5%	0.86	2701.0	1.6	2	7.8	14.8	91	2440
HM4-3552-6	315	990	576.1	547.3	527.5	219.1	96.6%	0.86	3038.6	1.2	1.8	7.8	15.2	91	2490

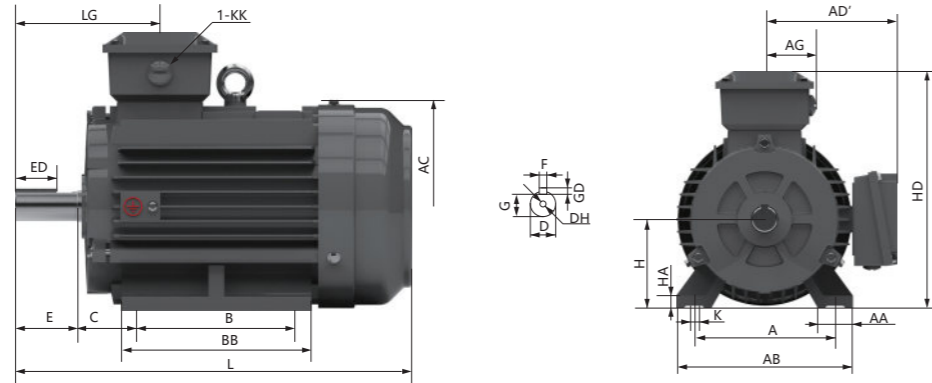
技术数据 Technical Data

8极-同步转速750r/min 50Hz 8pole-750 rpm synchronous speed 50Hz

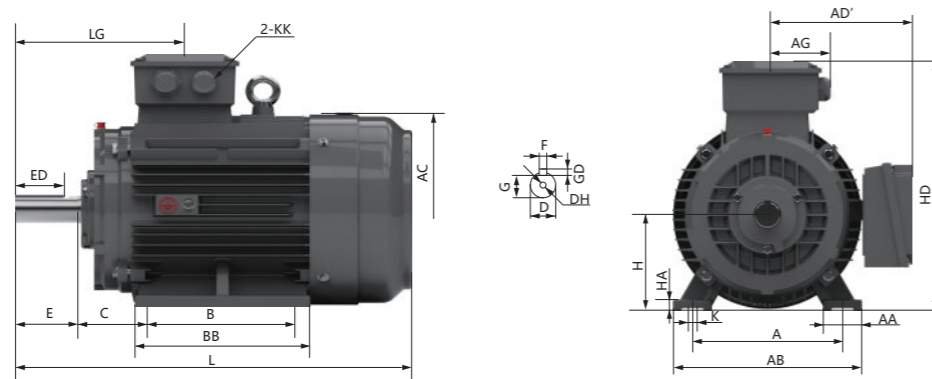
型号 motor type	额定 功率 rated output kW	额定 转速 rated speed rpm	额定 电流 IFL 380V A	额定 电流 IFL 400V A	额定 电流 IFL 415V A	额定 电流 IFL 525V A	效率 EFF %	功率 因数 power factor cosφ	额定 转矩 rated torque N.m	堵转 转矩 TST/TFL	最大 转矩 TM/TFL	堵转 电流 IST/IFL	转动 惯量 M of I kgm ²	噪音 noise level LW dB(A)	重量 net weight kg
HM4-80M1-8	0.18	635	0.7	0.6	0.6	0.5	67.20%	0.61	2.5	1.8	1.9	5.2	0.0023	52	16
HM4-80M2-8	0.25	635	0.9	0.8	0.8	0.6	70.80%	0.61	3.5	1.8	1.9	5.7	0.00291	52	18
HM4-100L1-8	0.75	690	2.2	2.1	2.0	1.6	78.4%	0.66	10.3	2	2.0	7	0.008	59	40
HM4-100L2-8	1.1	690	3.1	2.9	2.8	2.2	80.8%	0.67	15.1	2	2.0	7	0.010	59	42
HM4-112M-8	1.5	690	4.0	3.8	3.7	2.9	82.6%	0.69	20.3	2	2.0	7	0.017	61	45
HM4-132S-8	2.2	710	5.7	5.4	5.2	4.1	84.5%	0.70	29.4	1.8	2.0	7.5	0.031	64	60
HM4-132M-8	3	710	7.6	7.2	6.9	5.5	85.9%	0.70	40.1	1.8	2.0	7.8	0.040	64	70
HM4-160M1-8	4	715	9.8	9.3	9.0	7.1	87.1%	0.71	53.1	1.8	2.0	7.9	0.075	68	100
HM4-160M2-8	5.5	715	13.1	12.5	12.0	9.5	88.3%	0.72	73.0	1.8	2.0	8.1	0.093	68	120
HM4-160L-8	7.5	715	17.2	16.4	15.8	12.5	89.3%	0.74	99.5	1.8	2.0	7.8	0.126	68	130
HM4-180L-8	11	730	25.0	23.7	22.9	18.1	90.4%	0.74	142.9	1.8	2.0	7.9	0.203	70	190
HM4-200L-8	15	735	33.3	31.7	30.5	24.1	91.2%	0.75	193.6	1.8	2.0	8	0.339	73	230
HM4-225S-8	18.5	735	40.9	38.8	37.4	29.6	91.7%	0.75	238.8	1.8	2.0	8.1	0.491	73	270
HM4-225M-8	22	735	47.8	45.4	43.7	34.6	92.1%	0.76	283.9	1.8	2.0	8.3	0.547	73	300
HM4-250M-8	30	740	63.9	60.7	58.5	46.2	92.7%	0.77	384.6	1.8	2.0	7.9	0.830	75	390
HM4-280S-8	37	740	77.4	73.5	70.9	56.0	93.1%	0.78	474.3	1.8	2.0	7.9	1.400	76	510
HM4-280M-8	45	740	93.9	89.2	85.9	67.9	93.4%	0.78	576.8	1.8	2.0	7.9	1.650	76	560
HM4-315S-8	55	740	111.5	105.9	102.1	80.7	93.7%	0.80	705.0	1.6	2.0	8.2	4.800	82	770
HM4-315M-8	75	740	151.2	143.7	138.5	109.4	94.2%	0.80	961.4	1.6	2.0	7.6	5.600	82	1000
HM4-315L1-8	90	740	178.8	169.9	163.8	129.4	94.4%	0.81	1153.7	1.6	2.0	7.7	6.400	82	1060
HM4-315L2-8	110	740	217.9	207.0	199.5	157.7	94.7%	0.81	1410.1	1.6	2.0	7.7	7.300	82	1060
HM4-355M1-8	132	750	260.9	247.9	238.9	188.8	94.90%	0.81	1704	1.6	2	5.4	12.48	89	1760
HM4-355M-8	160	750	311.7	296.2	285.4	225.6	95.10%	0.82	2066	1.6	2	5.4	12.86	89	1850
HM4-355L1-8	185	750	359.3	341.4	329.0	260.1	95.40%	0.82	2388	1.6	2	5.4	13.85	89	1990
HM4-355L2-8	200	750	388.5	369.0	355.7	281.2	95.40%	0.82	2582	1.6	2	5.4	14.23	89	2380
HM4-3551-8	220	750	427.3	405.9	391.3	309.3	95.40%	0.82	2839	1.6	1.8	5.4	14.85	89	2430
HM4-3552-8	250	750	485.6	461.3	444.6	351.5	95.40%	0.82	3226	1.2	1.8	5.4	15.3	89	2496

▶ B3外形及安装尺寸 Dimensions Foot Mount B3

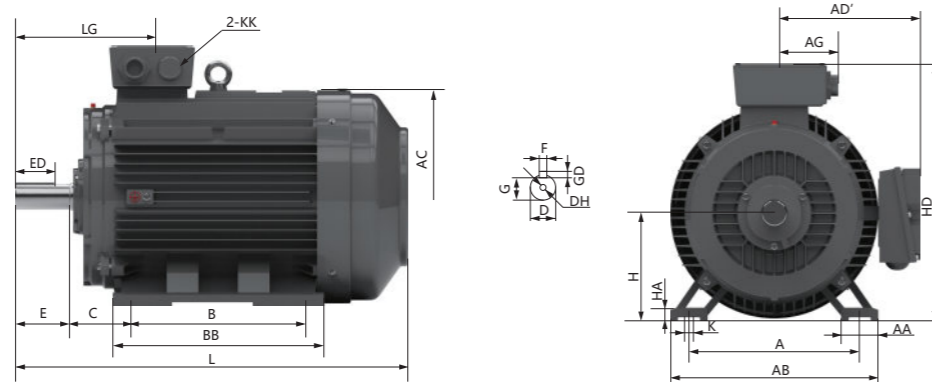
HM4-80~132



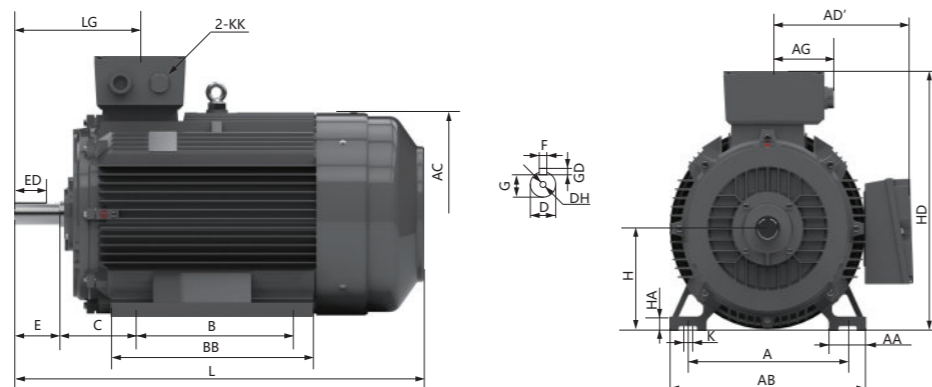
HM4-160~200



HM4-225~280



HM4-315~355



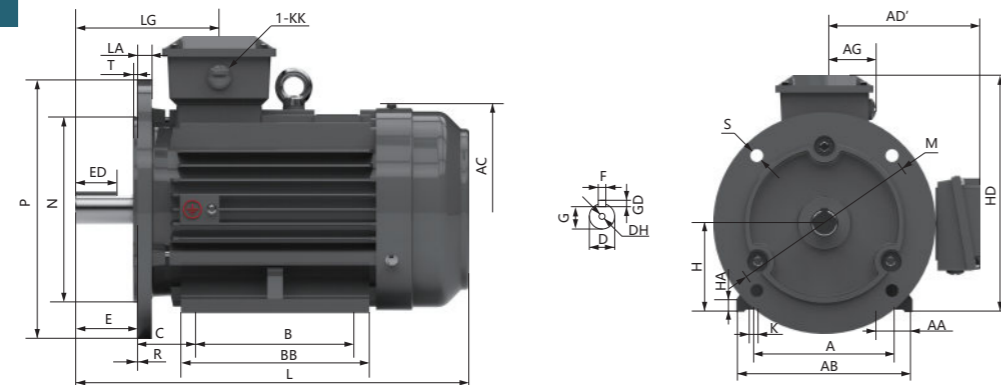
▶ B3外形及安装尺寸 Dimensions Foot Mount B3

机座号	极数	A	AA	AB	AC*	AD'	AG	B	BB	C	D	DH*	E	ED	F	G	GD	H	HA	HD	K	KK	L*	LG
80M	2-8	125	34	165	175	145	51	100	142	50	19	M6X16	40	22	6	15.5	6	80	10	235	10	M24X1.5	301	115
90S	2-8	140	36	180	205	155	60	100	180	56	24	M8X19	50	32	8	20	7	90	12.5	260	10	M24X1.5	360	129
90L	2-8	140	36	180	205	155	60	125	210	56	24	M8X19	50	32	8	20	7	90	12.5	260	10	M24X1.5	390	129
100L	2-8	160	40	205	215	165	60	140	233	63	28	M10X22	60	40	8	24	7	100	14	275	12	M24X1.5	433.5	147
112M	2-8	190	45	230	236	185	75	140	252	70	28	M10X22	60	40	8	24	7	112	14	307	12	M30X2	461	144
132S	2-8	216	52	270	275	205	75	140	220	89	38	M12X28	80	56	10	33	8	132	16	347	12	M30X2	491.5	169
132M	2-8	216	52	270	275	205	75	178	258	89	38	M12X28	80	56	10	33	8	132	16	347	12	M30X2	529.5	169
160M	2	254	67	320	330	250	95	210	305	108	42	M16X36	110	80	12	37	8	160	19	425	14.5	M36X2	657.5	270
160M	4-8	254	67	320	330	250	95	210	305	108	42	M16X36	110	80	12	37	8	160	19	425	14.5	M36X2	645.5	270
160L	2	254	67	320	330	250	95	254	325	108	42	M16X36	110	80	12	37	8	160	19	425	14.5	M36X2	679.5	270
160L	4-8	254	67	320	330	250	95	254	325	108	42	M16X36	110	80	12	37	8	160	19	425	14.5	M36X2	667.5	270
180M	2	279	74	350	380	270	95	241	325	121	48	M16X36	110	80	14	42.5	9	180	22	460	14.5	M36X2	721	277
180M	4	279	74	350	380	270	95	241	325	121	48	M16X36	110	80	14	42.5	9	180	22	460	14.5	M36X2	709	277
180L	4-8	279	74	350	380	270	95	279	370	121	48	M16X36	110	80	14	42.5	9	180	22	460	14.5	M36X2	757	277
200L	2	318	75	395	420	325	120	305	370	133	55	M20X42	110	80	16	49	10	200	25	515	18.5	M48X2	781	298
200L	4-8	318	75	395	420	325	120	305	370	133	55	M20X42	110	80	16	49	10	200	25	515	18.5	M48X2	762	298
225S	4-8	356	80	436	465	335	120	286	355	149	60	M20X42	140	100	18	53	11	225	28	560	18.5	M48X2	815	340
225M	2	356	80	436	465	335	120	311	380	149	55	M20X42	110	80	16	49	10	225	28	560	18.5	M48X2	821	310
225M	4-8	356	80	436	465	335	120	311	380	149	60	M20X42	140	100	18	53	11	225	28	560	18.5	M48X2	840	340
250M	2	406	88	495	520	370	160	349	440	168	60	M20X42	140	100	18	53	11	250	33	620	24	M64X2	935	360
250M	4-8	406	88	495	520	370	160	349	440	168	65	M20X42	140	100	18	58	11	250	33	620	24	M64X2	925	360
280S	2	457	100	550	570	395	160	368	495	190	65	M20X42	140	100	18	58	11	280	35	685	24	M64X2	965	350
280S	4-8	457	100	550	570	395	160	368	495	190	75	M20X42	140	100	20	67.5	12	280	35	685	24	M64X2	969	350
280M	2	457	100	550	570	395	160	419	535	190	65	M20X42	140	100	18	58	11	280	35	685	24	M64X2	1005	350
280M	4-8	457	100	550	570	395	160	419	535	190	75	M20X42	140	100	20	67.5	12	280	35	685	24	M64X2	1009	350
315S	2	508	120	635	650	495	195	406	515	216	65	M20X42	140	100	18	58	11	315	45	820	28	M64X2	1145	387
315M	2	508	120	635	650	495	195	457	625	216	65	M20X42	140	100	18	58	11	315	45	820	28	M64X2	1255	387
315L	2	508	120	635	650	495	195	508	625	216	65	M20X42	140	100	18	58	11	315	45	820	28	M64X2	1255	387
315S	4-8	508	120	635	650	495	195	406	515	216	80	M20X42	170	130	22	71	14	315	45	820	28	M64X2	1190	417
315M	4-8	508	120	635	650	495	195	457	625	216	80	M20X42	170	130	22	71	14	315	45	820	28	M64X2	1300	417
315L	4-8	508	120	635	650	495	195	508	625	216	80	M20X42	170	130	22	71	14	315	45	820	28	M64X2	1300	417
355M	2	610	125	735	735	640	260	560	775	254	75	M24X50	140	110	20	67.5	12	355	49	1000	28	M72x2	1500	415
355L	2	610	125	735	735	640	260	630	775	254	75	M24X50	140	110	20	67.5	12	355	49	1000	28	M72x2	1500	415
355M	4-8	610	125	735	735	640	260	560	775	254	95	M24X50	170	140	25	86	14	355	49	1000	28	M72x2	1530	445
355L	4-8	610	125	735	735	640	260	630	775	254	95	M24X50	170	140	25	86	14	355	49	1000	28	M72x2	1530	445
355L加长	2	610	125	735	735	640	260	630	875	254	75	M24X50	140	110	20	67.5	12	355	49	1000	28	M72x2	1600	415
355L加长	4-8	610	125	735	735	640	260	630	875	254	95	M24X50	170	140	25	86	14	355	49	1000	28	M72x2	1630	445

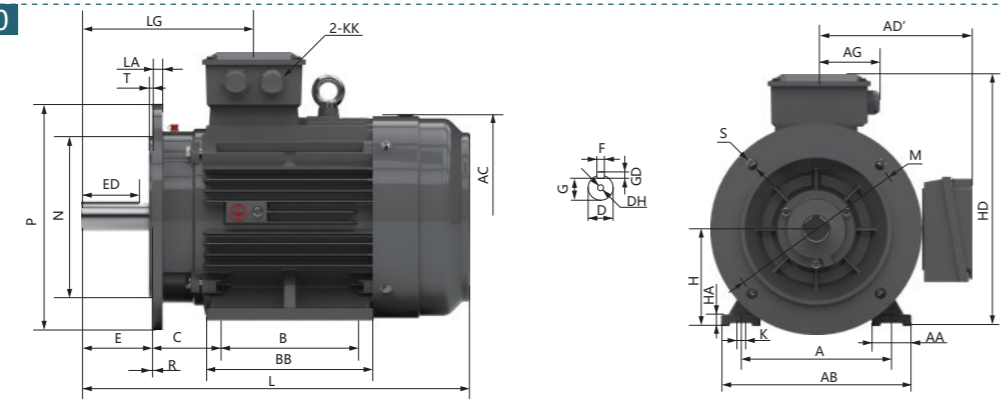
注:1.图中DH默认为不带螺纹的中心孔,可根据需要加工成螺纹孔。
The "DH" defaults to a non-threaded center hole and it can be machined into a threaded hole as required
2.80-132机座号的L尺寸公差±5,160-355机座号的L尺寸公差±8。
The dimension of "L" with tolerance ±5 for frame 80-132,tolerance ±8 for frame 160-355.
3.AC及L尺寸为最大外形尺寸,具体规格以确认外形图为准。
AC and L dimensions are the maximum external dimensions, and the details are subject to the confirmed drawings.

▶ B35外形及安装尺寸 Dimensions Foot-Flange Mount B35

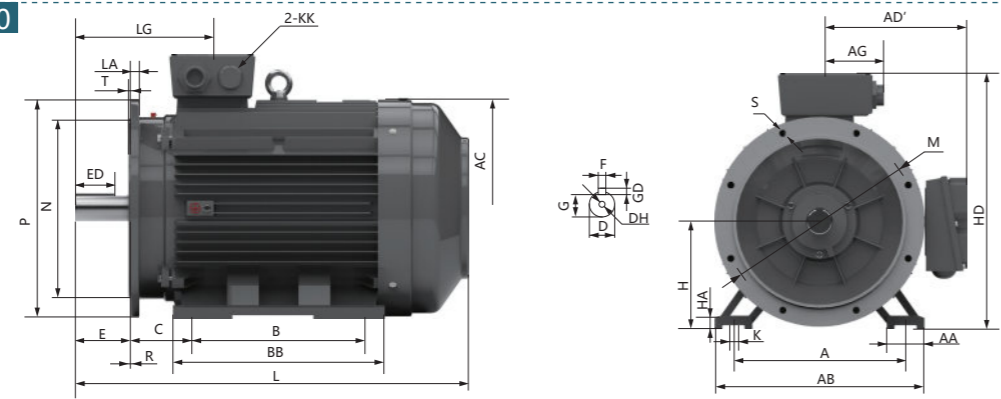
HM4-80~132



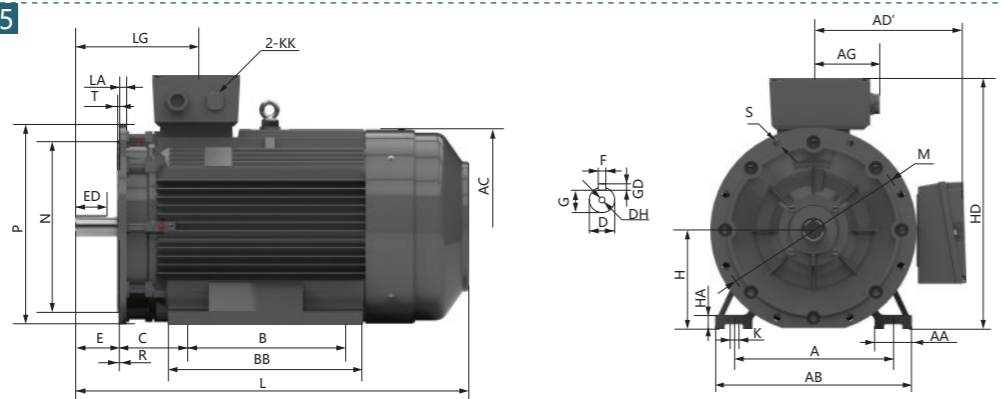
HM4-160~200



HM4-225~280



HM4-315~355



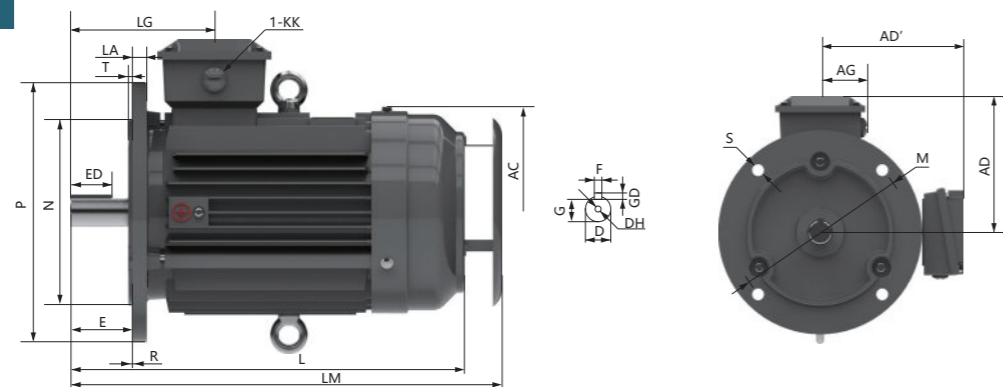
▶ B35外形及安装尺寸 Dimensions Foot-Flange Mount B35

机座号	极数	A	AA	AB	AC* AD'	AG	B	BB	C	D	DH*	E	ED	F	G	GD	H	HA	HD	K	L*	LA	LG	M	N	P	S	T	KK	
80M	2-8	125	34	165	175	145	51	100	142	50	19	M6X16	40	22	6	15.5	6	80	10	235	10	301	14	115	165	130	200	12	3.5	M24X1.5
90S	2-8	140	36	180	205	155	60	100	180	56	24	M8X19	50	32	8	20	7	90	12.5	260	10	360	12	129	165	130	200	12	3.5	M24X1.5
90L	2-8	140	36	180	205	155	60	125	210	56	24	M8X19	50	32	8	20	7	90	12.5	260	10	390	12	129	165	130	200	12	3.5	M24X1.5
100L	2-8	160	40	230	215	165	60	140	233	63	28	M10X22	60	40	8	24	7	100	14	275	12	433.5	14	147	215	180	250	14.5	4	M24X1.5
112M	2-8	190	45	230	236	185	75	140	252	70	28	M10X22	60	40	8	24	7	112	14	307	12	461	12	144	215	180	250	14.5	4	M30X2
132S	2-8	216	52	270	275	205	75	140	220	89	38	M12X28	80	56	10	33	8	132	16	347	12	491.5	14	169	265	230	300	14.5	4	M30X2
132M	2-8	216	52	270	275	205	75	178	258	89	38	M12X28	80	56	10	33	8	132	16	347	12	529.5	14	169	265	230	300	14.5	4	M30X2
160M	2	254	67	320	330	250	95	210	305	108	42	M16X36	110	80	12	37	8	160	19	425	14.5	657.5	15	270	300	250	350	18.5	5	M36X2
160M	4-8	254	67	320	330	250	95	210	305	108	42	M16X36	110	80	12	37	8	160	19	425	14.5	645.5	15	270	300	250	350	18.5	5	M36X2
160L	2	254	67	320	330	250	95	254	325	108	42	M16X36	110	80	12	37	8	160	19	425	14.5	679.5	15	270	300	250	350	18.5	5	M36X2
160L	4-8	254	67	320	330	250	95	254	325	108	42	M16X36	110	80	12	37	8	160	19	425	14.5	667.5	15	270	300	250	350	18.5	5	M36X2
180M	2	279	74	350	380	270	95	241	325	121	48	M16X36	110	80	14	42.5	9	180	22	460	14.5	721	15	277	300	250	350	18.5	5	M36X2
180M	4	279	74	350	380	270	95	241	325	121	48	M16X36	110	80	14	42.5	9	180	22	460	14.5	709	15	277	300	250	350	18.5	5	M36X2
180L	4-8	279	74	350	380	270	95	279	370	121	48	M16X36	110	80	14	42.5	9	180	22	460	14.5	757	15	277	300	250	350	18.5	5	M36X2
200L	2	318	75	395	420	325	120	305	370	133	55	M20X42	110	80	16	49	10	200	25	515	18.5	781	17	298	350	300	400	18.5	5	M48X2
200L	2	318	75	395	420	325	120	305	370	133	55	M20X42	110	80	16	49	10	200	25	515	18.5	762	17	298	350	300	400	18.5	5	M48X2
225S	4-8	356	80	436	465	335	120	286	355	149	60	M20X42	140	100	18	53	11	225	28	560	18.5	815	19	340	400	350	450	18.5	5	M48X2
225M	2	356	80	436	465	335	120	311	380	149	55	M20X42	110	80	16	49	10	225	28	560	18.5	821	19	310	400	350	450	18.5	5	M48X2
225M	4-8	356	80	436	465	335	120	311	380	149	60	M20X42	140	100	18	53	11	225	28	560	18.5	840	19	340	400	350	450	18.5	5	M48X2
250M	2	406	88	495	520	370	160	349	440	168	60	M20X42	140	100	18	53	11	250	33	620	24	935	20	360	500	450	550	18.5	5	M64X2
250M	4-8	406	88	495	520	370	160	349	440	168	65	M20X42	140	100	18	58	11	250	33	620	24	925	20	360	500	450	550	18.5	5	M64X2
280S	2	457	100	550	570	395	160	368	495	190	65	M20X42	140	100	18	58	11	280	35	685	24	965	22	350	500	450	550	18.5	5	M64X2
280S	4-8	457	100	550	570	395	160	368	495	190	75	M20X42	140	100	20	67.5	12	280	35	685	24	969	22	350	500	450	550	18.5	5	M64X2
280M	2	457	100	550	570	395	160	419	535	190	65	M20X42	140	100	18	58	11	280	35	685	24	1005	22	350	500	450	550	18.5	5	M64X2
280M	4-8	457	100	550	570	395	160	419	535	190	75	M20X42	140	100	20	67.5	12	280	35	685	24	1009	22	350	500	450	550	18.5	5	M64X2
315S	2	508	120	635	650	495	195	406	515	216	65	M20X42	140	100	18	58	11	315	45	820	28	1145	24	387	600	550	660	24	6	M64X2
315M	2	508	120	635	650	495	195	457	625	216	65	M20X42	140	100	18	58	11	315	45	820	28	1255	24	387	600	550	660	24	6	M64X2
315L	2	508	120	635	650	495	195	508	625	216	65	M20X42	140	100	18	58	11	315	45	820	28	1255	24	387	600	550	660	24	6	M64X2
315S	4-8	508	120	635	650	495	195	406	515	216	80	M20X42	170	130	22	71	14	315	45	820	28	1190	24	417	600	550	660	24	6	M64X2
315M	4-8	508	120	635	650	495	195	457	625	216	80	M20X42	170	130	22	71	14	315	45	820	28	1300	24	417	600	550	660	24	6	M64X2
315L	4-8	508	120	635	650	495	195	508	625	216	80	M20X42	170	130	22	71	14	315	45	820	28	1300	24	417	600	550	660	24	6	M64X2
355M	2	610	125	735	735	640	260	560	775	254	75	M24X50	140	110	20	67.5	12	355	49	1000	28	1500	25	415	740	680	800	24	6	M72X2
355L	2	610	125	735	735	640	260	630	775	254	75	M24X50	140	110	20	67.5	12	355	49	1000	28	1500	25	415	740	680	800	24	6	M72X2
355M	4-8	610	125	735	735	640	260	560	775	254	95	M24X50	170	140	25	86	14	355	49	1000	28	1530	25	445	740	680	800	24	6	M72X2
355L	4-8	610	125	735	735	640	260	630	775	254	95	M24X50	170	140	25	86	14	355	49	1000	28	1530	25	445	740	680	800	24	6	M72X2
355L加长	2	610	125	735	735	640	260	630	875	254	75	M24X50	140	110	20	67.5	12	355	49	1000	28	1600	25	445	740	680	800	24	6	M72X2
355L加长	4-8	610	125	735	735	640	260	630	875	254	95	M24X50	170	140	25	86	14	355	49	1000	28	1630	25	445	740	680	800	24	6	M72X2

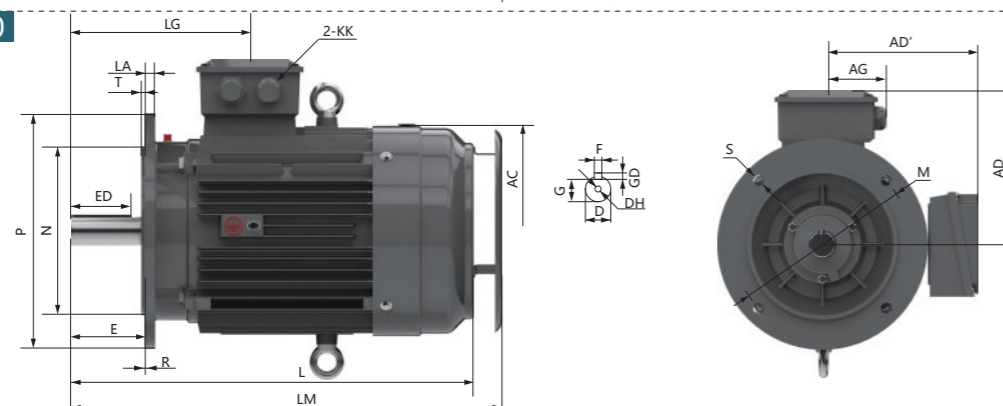
注:1.图中R尺寸值均为0.The 'R' dimensions is zero.
2.图中DH默认为不带螺纹的中心孔, 可根据需要加工成螺纹孔。
The 'DH' defaults to a non-threaded center hole and it can be machined into a threaded hole as required
3.80-132机座号的L尺寸公差±5,160-355机座号的L尺寸公差±8。
The dimension of 'L' with tolerance ±5 for frame 80-132,tolerance ±8 for frame 160-355.
4.AC及L尺寸为最大外形尺寸, 具体规格以确认外形图为准。
AC and L dimensions are the maximum external dimensions, and the details are subject to the confirmed drawings.

▶ B5&V1外形及安装尺寸 *Dimensions Flange Mount B5&V1*

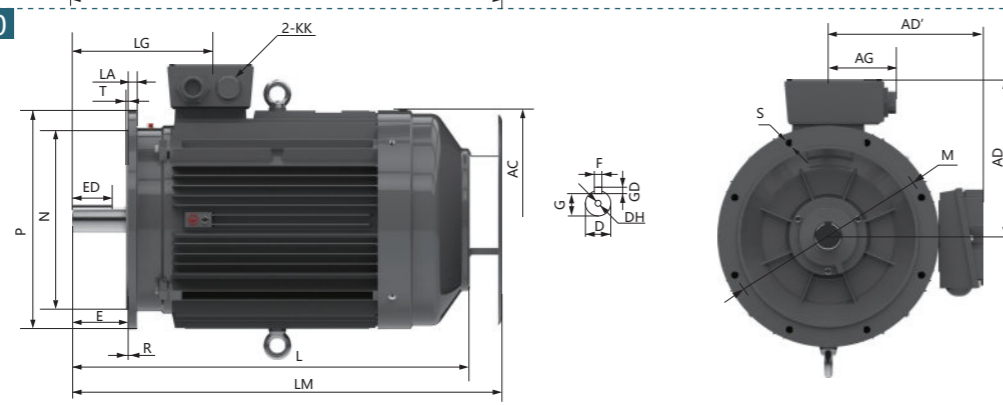
HM4-80~132



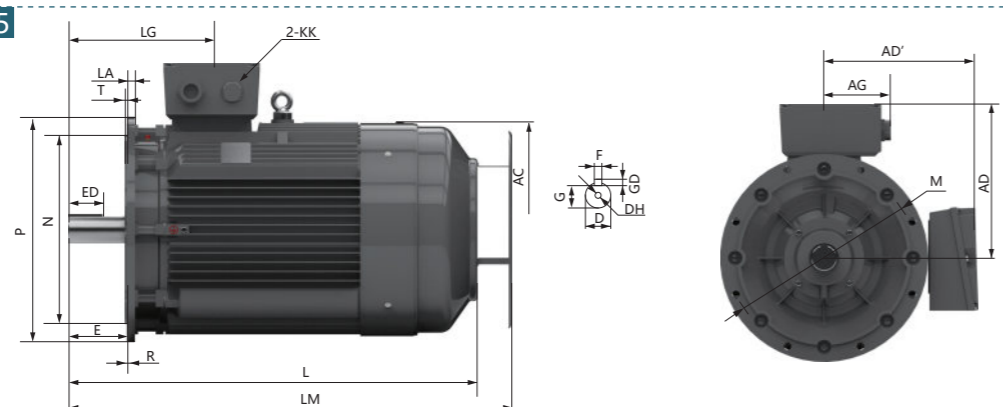
HM4-160~200



HM4-225~280



HM4-315~355



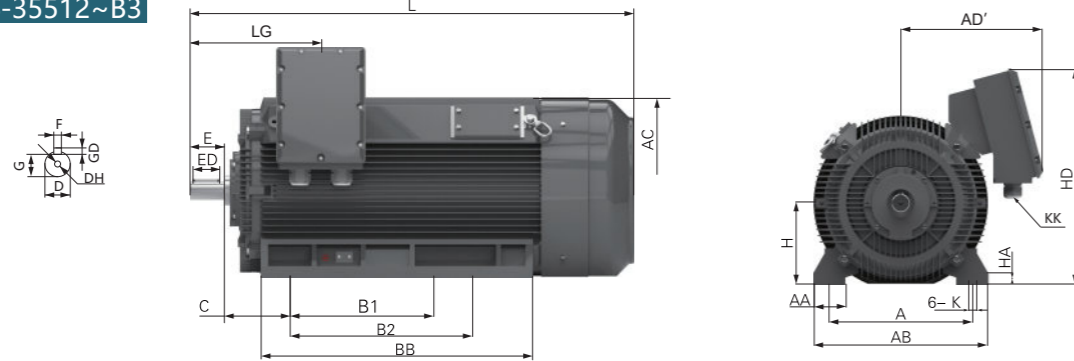
▶ B5&V1外形及安装尺寸 *Dimensions Flange Mount B5&V1*

机座号	极数	AC*	D	AD	AD'	AG	DH*	E	ED	F	G	GD	LA	LG	M	N	P	S	T	KK	L*	LM*
80M	2-8	175	19	155	145	51	M6X16	40	22	6	15.5	6	14	115	165	130	200	12	3.5	M24X1.5	301	-
90S	2-8	205	24	170	155	60	M8X19	50	32	8	20	7	12	129	165	130	200	12	3.5	M24X1.5	360	-
90L	2-8	205	24	170	155	60	M8X19	50	32	8	20	7	12	129	165	130	200	12	3.5	M24X1.5	390	-
100L	2-8	215	28	175	165	60	M10X22	60	40	8	24	7	14	147	215	180	250	14.5	4	M24X1.5	433.5	-
112M	2-8	236	28	195	185	75	M10X22	60	40	8	24	7	12	144	215	180	250	14.5	4	M30X2	461	-
132S	2-8	275	38	215	205	75	M12X28	80	56	10	33	8	14	169	265	230	300	14.5	4	M30X2	491.5	-
132M	2-8	275	38	215	205	75	M12X28	80	56	10	33	8	14	169	265	230	300	14.5	4	M30X2	529.5	-
160M	2	330	42	265	250	95	M16X36	110	80	12	37	8	15	270	300	250	350	18.5	5	M36X2	657.5	702.5
160M	4-8	330	42	265	250	95	M16X36	110	80	12	37	8	15	270	300	250	350	18.5	5	M36X2	645.5	690.5
160L	2-8	330	42	265	250	95	M16X36	110	80	12	37	8	15	270	300	250	350	18.5	5	M36X2	679.5	724.5
160L	2	330	42	265	250	95	M16X36	110	80	12	37	8	15	270	300	250	350	18.5	5	M36X2	667.5	712.5
180M	2	380	48	280	270	95	M16X36	110	80	14	42.5	9	15	277	300	250	350	18.5	5	M36X2	721	766
180M	4	380	48	280	270	95	M16X36	110	80	14	42.5	9	15	277	300	250	350	18.5	5	M36X2	709	754
180L	4-8	380	48	280	270	95	M16X36	110	80	14	42.5	9	15	277	300	250	350	18.5	5	M36X2	757	802
200L	2	420	55	315	325	120	M20X42	110	80	16	49	10	17	298	350	300	400	18.5	5	M48X2	781	856
200L	2-8	420	55	315	325	120	M20X42	110	80	16	49	10	17	298	350	300	400	18.5	5	M48X2	762	837
225S	4-8	465	60	335	335	120	M20X42	140	100	18	53	11	19	340	400	350	450	18.5	5	M48X2	815	890
225M	2	465	55	335	335	120	M20X42	110	80	16	49	10	19	310	400	350	450	18.5	5	M48X2	821	896
225M	4-8	465	60	335	335	120	M20X42	140	100	18	53	11	19	340	400	350	450	18.5	5	M48X2	840	915
250M	2	520	60	375	370	160	M20X42	140	100	18	53	11	20	360	500	450	550	18.5	5	M64X2	935	1010
250M	4-8	520	65	375	370	160	M20X42	140	100	18	58	11	20	360	500	450	550	18.5	5	M64X2	925	1016
280S	2	570	65	395	400	160	M20X42	140	100	18	58	11	22	350	500	450	550	18.5	5	M64X2	965	1050
280S	4-8	570	75	395	400	160	M20X42	140	100	20	67.5	12	22	350	500	450	550	18.5	5	M64X2	969	1054
280M	2	570	65	395	400	160	M20X42	140	100	18	58	11	22	350	500	450	550	18.5	5	M64X2	1005	1090
280M	4-8	570	75	395	400	160	M20X42	140	100	20	67.5	12	22	350	500	450	550	18.5	5	M64X2	1009	1094
315S	2	650	65	500	495	195	M20X42	140	100	18	58	11	24	387	600	550	660	24	6	M64X2	1145	1230
315M	2	650	65	500	495	195	M20X42	140	100	18	58	11	24	387	600	550	660	24	6	M64X2	1255	1340
315L	2	650	65	500	495	195	M20X42	140	100	18	58	11	24	387	600	550	660	24	6	M64X2	1255	1340
315S	4-8	650	80	500	495	195	M20X42	170	130	22	71	14	24	417	600	550	660	24	6	M64X2	1190	1281
315M	4-8	650	80	500	495	195	M20X42	170	130	22	71	14	24	417	600	550	660	24	6	M64X2	1300	1391
315L	4-8	650	80	500	495	195	M20X42	170	130	22	71	14	24	417	600	550	660	24	6	M64X2	1300	1391
355M(V1)	2	735	75	645	640	260	M24X50	140	110	20	67.5	12	25	415	740	680	800	24	6	M72X2	1500	1600
355L(V1)	2	735	75	645	640	260	M24X50	140	110	20	67.5	12	25	415	740	680	800	24	6	M72X2	1500	1600
355M(V1)	4-8	735	95	645	640	260	M24X50	170	140	25	86	14	25	445	740	680	800	24	6	M72X2	1530	1630
355L(V1)	4-8	735	95	645	640	260	M24X50	170	140	25	86	14	25	445	740	680	800	24	6	M72X2	1530	1630
355L加长	2	735	75	645	640	260	M24X50	140	110	20	67.5	12	25	415	740	680	800	24	6	M72X2	1600	1700
355L加长	4-8	735	95	645	640	260	M24X50	170	140	25	86	14	25	445	740	680	800	24	6	M72X2	1630	1730

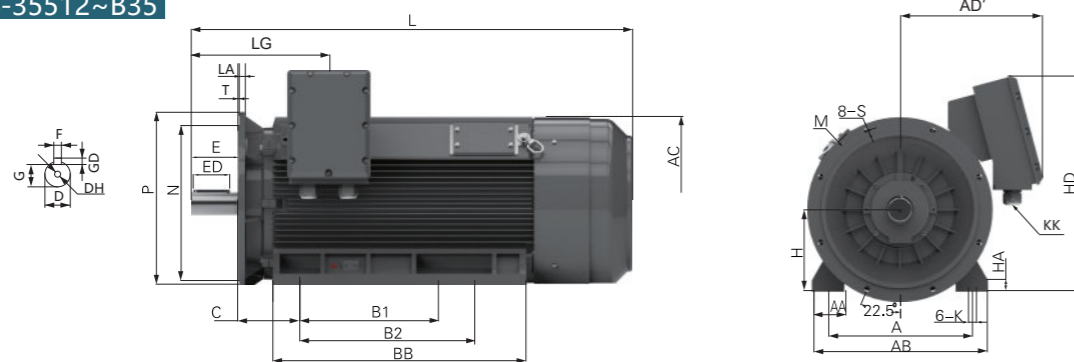
注:1.图中R尺寸值均为0.The 'R' dimensions is zero.
2.图中DH默认为不带螺纹的中心孔, 可根据需要加工成螺纹孔。
The 'DH' defaults to a non-threaded center hole and it can be machined into a threaded hole as required
3.80-132机座号的L和LM尺寸公差±5,160-355机座号的L和LM尺寸公差±8
The dimension of 'L' and 'LM' with tolerance ±5 for frame 80-132,tolerance ±8 for frame 160-355.
4.AC及L尺寸为最大外形尺寸, 具体规格以确认外形图为准。
AC and L dimensions are the maximum external dimensions, and the details are subject to the confirmed drawings.

35512外形及安装尺寸 Mounting Dimensions 35512

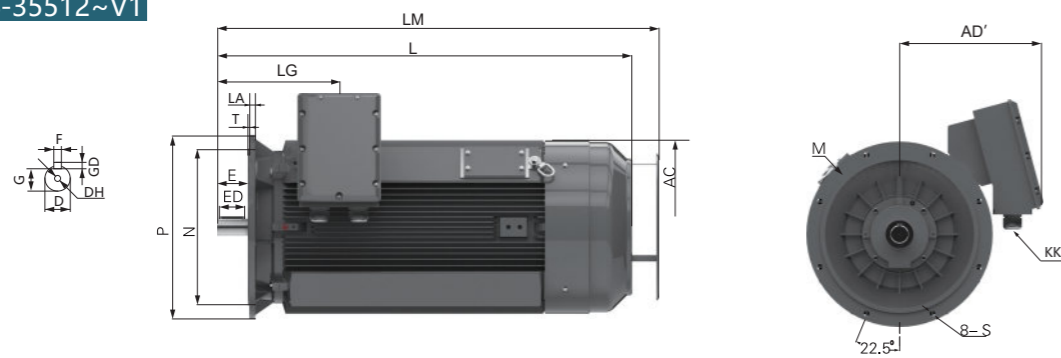
HM4-35512~B3



HM4-35512~B35



HM4-35512~V1



机座号 Frame	极数	A	AA	AB	AC*	AD'	B1	B2	BB	C	D	DH*	E	ED	F	G	GD	H	HA	HD	K	LA	L*	LM*	LG	M	N	P	S	T	KK
35512	2	630	140	760	760	630	630	800	1110	224	80	M20X42	170	140	22	71	14	355	49	950	35	28	1850	1950	545	840	780	900	24	6	M72*2
35512	4	630	140	760	760	630	630	800	1110	224	110	M24X50	210	160	28	100	16	355	49	950	35	28	1940	2040	585	840	780	900	24	6	M72*2

注:1.图中DH默认为不带螺纹的中心孔,可根据需要加工成螺纹孔。

The 'DH' defaults to a non-threaded center hole and it can be machined into a threaded hole as required.

2.图中L和LM尺寸公差±8。

The dimension of 'L' and 'LM' with tolerance ±8.

3.AC及L尺寸为最大外形尺寸,具体规格以确认外形图为准。

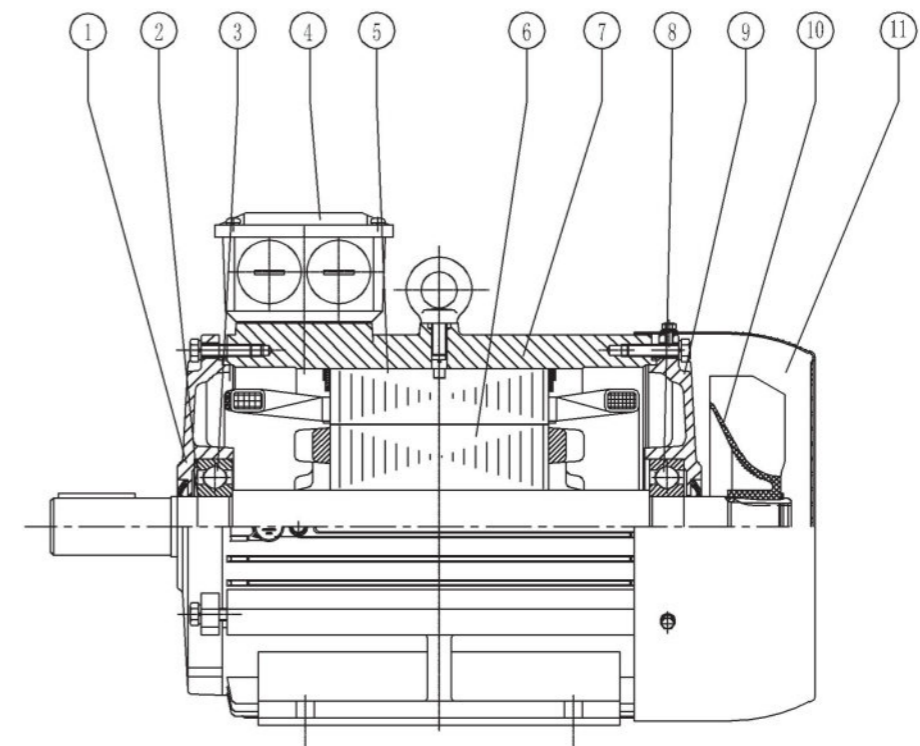
AC and L dimensions are the maximum external dimensions, and the details are subject to the confirmed drawings.

装配图及零部件明细表 Arrangement And Parts List

HM4 80~132FRAME

零部件名称		Parts Description
1	驱动端端盖	Endshield D.E.
2	波形弹簧	Wave washer
3	驱动端轴承	Bearing D.E.
4	接线盒	Terminal box
5	定子铁芯	Stator lamination pack
6	转子铁芯	Rotor lamination pack
7	机座	Frame
8	非驱动端轴承	Bearing N.D.E.
9	非驱动端端盖	Endshield N.D.E.
10	风扇	Fan
11	风罩	Fan cowl

基本结构说明		Specifications standard construction
铸铁机座和接线盒		Cast iron frame,terminal box.
钢板冲压风罩		Pressed steel fan cowl.
铸铁端盖		Cast iron endshields.
聚丙烯玻璃纤维风扇		Polypropylene,glass reinforced fan.
电机专用轴承		Equivalent bearings.
特性		Features
电机尺寸和额定功率符合IEC60072		Dimensions and ratings to IEC60072
GB/T4772.1-4772.3		GB/T4772.1-4772.3
IP55		IP55
接线盒在上面		Top mounted terminal box.
接线盒可90°旋转		Terminalbox rotates in 90 deg
冷却方式IC411		Cooling IC411
安装		Mounting
B3-卧式底脚安装		B3-foot mounted
B5-卧式凸缘安装		B5-flange mounted-horizontal.
B35-底脚凸缘安装		B35-foot And flange mounted
V1-立式凸缘安装		V1-flang mounted-vertical

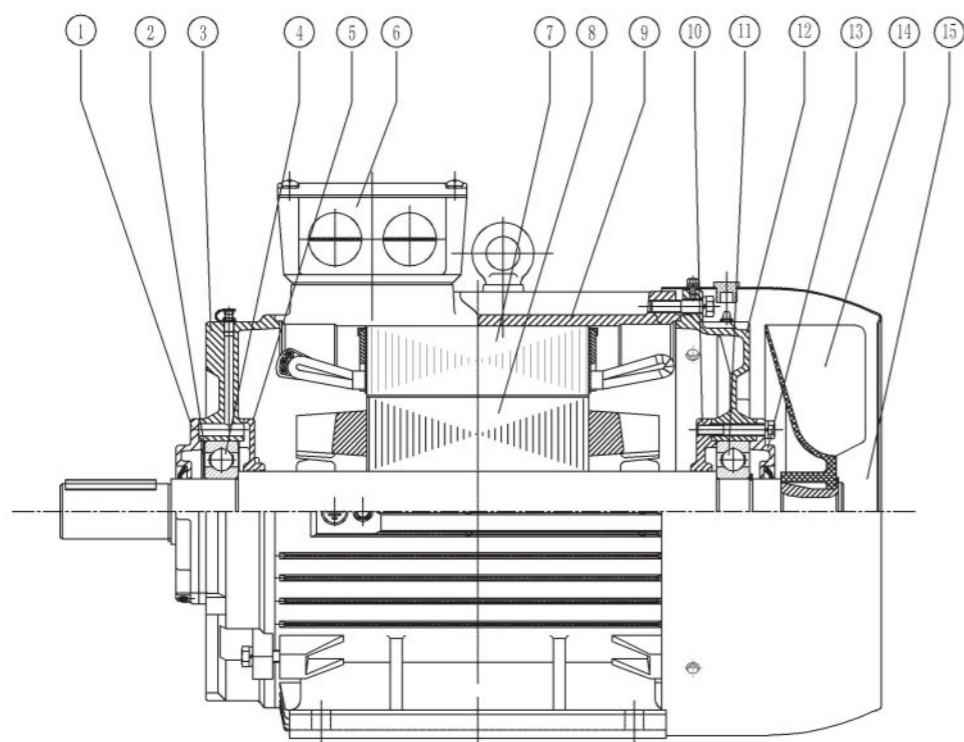


装配图及零部件明细表 Arrangement And Parts List

HM4 160~280FRAME

零部件名称		Parts Description
1	驱动端轴承外盖	Outer bearing cap D.E.
2	波形弹簧	Wave washer
3	驱动端端盖	Endshield D.E.
4	驱动端轴承	Bearing D.E.
5	驱动端轴承内盖	Inner bearing cap D.E.
6	接线盒	Terminal box
7	定子铁芯	Stator lamination pack
8	转子铁芯	Rotor lamination pack
9	机座	Frame
10	非驱动端轴承内盖	Inner bearing cap N.D.E.
11	非驱动端轴承	Bearing N.D.E.
12	非驱动端端盖	Endshield N.D.E.
13	非驱动端轴承外盖	Outer bearing cap N.D.E.
14	风扇	Fan
15	风罩	Fan cowl

基本结构说明		Specifications standard construction
铸铁机座和接线盒	Cast iron frame,terminal box.	
钢板冲压风罩	Pressed steel fan cowl.	
铸铁端盖	Cast iron endshields.	
聚丙烯玻璃纤维风扇	Polypropylene,glass reinforced fan.	
电机专用轴承	Equivalent bearings.	
特性		Features
电机尺寸和额定功率符合IEC60072	Dimensions and ratings to IEC60072	
GB/T4772.1-4772.3	GB/T4772.1-4772.3	
IP55	IP55	
接线盒在上面	Top mounted terminal box.	
接线盒可90°旋转	Terminalbox rotates in 90 deg	
冷却方式IC411	Cooling IC411	
安装		Mounting
B3-卧式底脚安装	B3-foot mounted	
B5-卧式凸缘安装	B5-flange mounted-horizontal.	
B35-底脚凸缘安装	B35-foot And flange mounted	
V1-立式凸缘安装	V1-flang mounted-vertical	

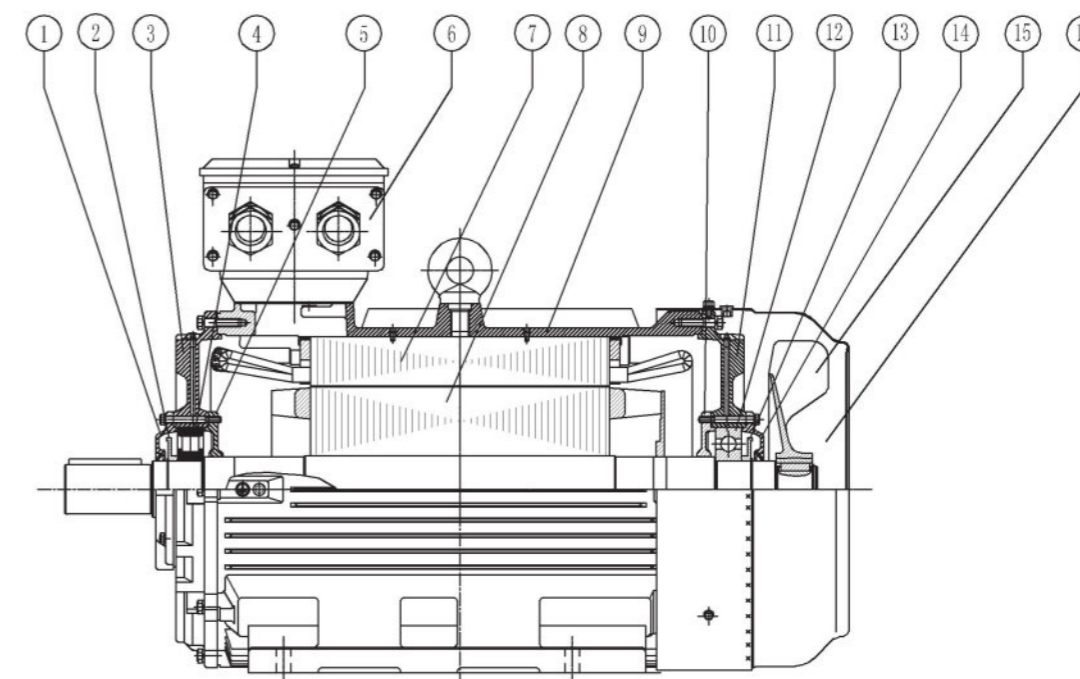


装配图及零部件明细表 Arrangement And Parts List

HM4 315~355FRAME

零部件名称		Parts Description
1	驱动端轴承外盖	Outer bearing cap D.E.
2	驱动端油盘	Flinger D.E.
3	驱动端端盖	Endshield D.E.
4	驱动端轴承	Bearing D.E.
5	驱动端轴承内盖	Inner bearing cap D.E.
6	接线盒	Terminal box
7	定子铁芯	Stator lamination pack.
8	转子铁芯	Rotor lamination pack.
9	机座	Frame
10	非驱动端轴承内盖	Inner bearing cap N.D.E.
11	非驱动端轴承	Bearing N.D.E.
12	非驱动端端盖	Endshield N.D.E.
13	非驱动端油盘	Flinger N.D.E.
14	非驱动端轴承外盖	Outer bearing cap N.D.E.
15	风扇	Fan
16	风罩	Fan cowl

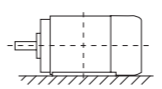
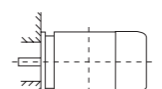
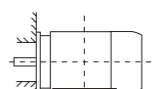








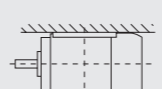
基本结构说明		Specifications standard construction
铸铁机座和接线盒	Cast iron frame,terminal box.	
钢板冲压风罩	Pressed steel fan cowl.	
铸铁端盖	Cast iron endshields.	
聚丙烯玻璃纤维风扇	Polypropylene,glass reinforced fan.	
电机专用轴承	Equivalent bearings.	
特性		Features
电机尺寸和额定功率符合IEC60072	Dimensions and ratings to IEC60072	
GB/T4772.1-4772.3	GB/T4772.1-4772.3	
IP55	IP55	
接线盒在上面	Top mounted terminal box.	
接线盒可90°旋转	Terminalbox rotates in 90 deg	
冷却方式IC411	Cooling IC411	
安装		Mounting
B3-卧式底脚安装	B3-foot mounted	
B35-底脚凸缘安装	B35-foot And flange mounted	
V1-立式凸缘安装	V1-flang mounted-vertical	



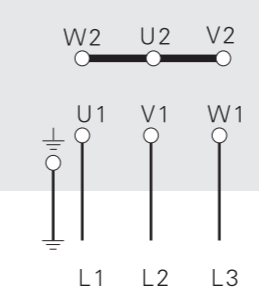
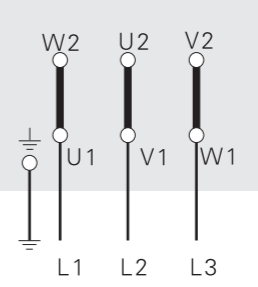
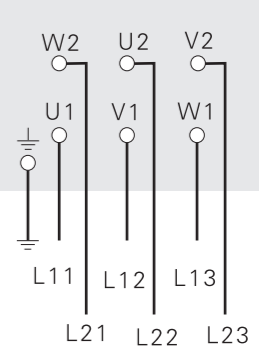
防护等级 Degrees of Protection(IEC 60034-5)

符号 Designation	第一位数字 First numeral	第二位数字 Second numeral
	防止固体异物进入内部及防止人体触及内部的带电或运动部分。 Protection against contact and ingress of foreign bodies, protection against hazardous "live" parts and moving mechanical parts.	防护水 Protection against water
	5.虽不能完全防止灰尘进入,但进尘量不足以影响电机正常运行。能防止触及或接近壳内带电或转动部分。 Ingress of dust is not totally prevented, but dust shall not interfere with the satisfactory operation of equipment. A probe of 1mm diameter shall not penetrate the enclosure.	5.任何方向的喷水对电机应无有害的影响。 Water projected in jets against the enclosure from any direction will have no harmful effects.
	6.完全防止灰尘进入机壳。 No ingress of dust.	6.强力喷水时电机应无有害影响。 Water projected in power jets shall have no harmful effects.
IP55	防尘 Dust protected	防喷水 Jetting water
IP56	防尘 Dust protected	防强力喷水 Powerful Jetting
IP65	尘密 Dust tight	防喷水 Jetting water
IP66	尘密 Dust tight	防强力喷水 Powerful Jetting

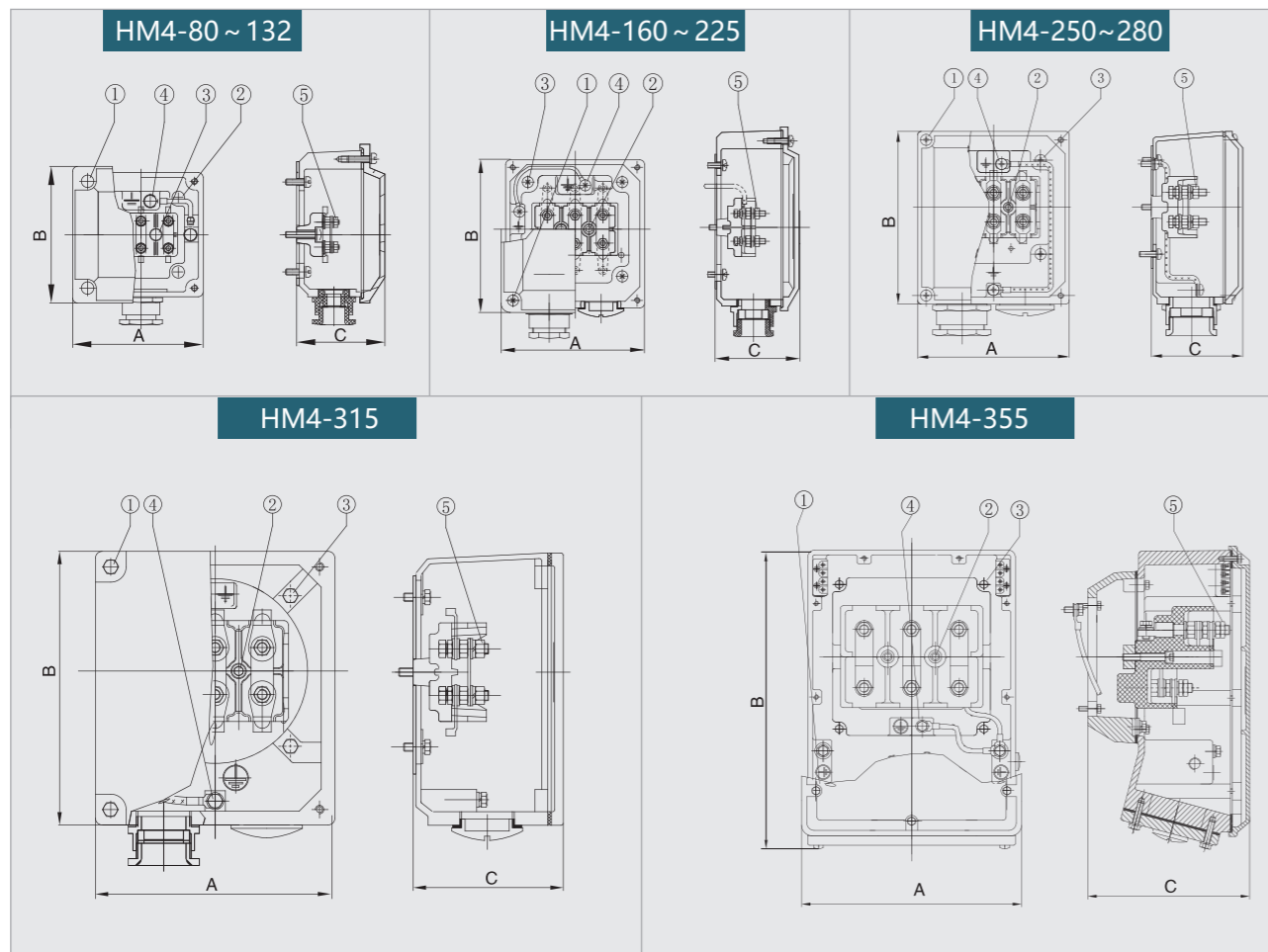
安装型式 Mounting Arrangements

卧式底脚安装 Foot mig horiz	凸缘安装 Flange mig	底脚凸缘安装 Foot/Flange mig	立式底脚安装 Foot mig vert
B3 IM1001 H80 ~ 355 	B5 IM3001 H80 ~ 280 	B35 IM2001 H80 ~ 355 	
B6 IM1051 H80 ~ 160 	V1 IM3011 H80 ~ 355 	V15 IM2011 H80 ~ 160 	V5 IM1011 H80 ~ 160 
B7 IM1061 H80 ~ 160 	V3 IM3031 H80 ~ 160 	V36 IM2031 H80 ~ 160 	V6 IM1031 H80 ~ 160 
B8 IM1071 H80 ~ 160 			

接线指示图 鼠笼式三相电动机 Connection Diagrams Three phase motors with cage rotor

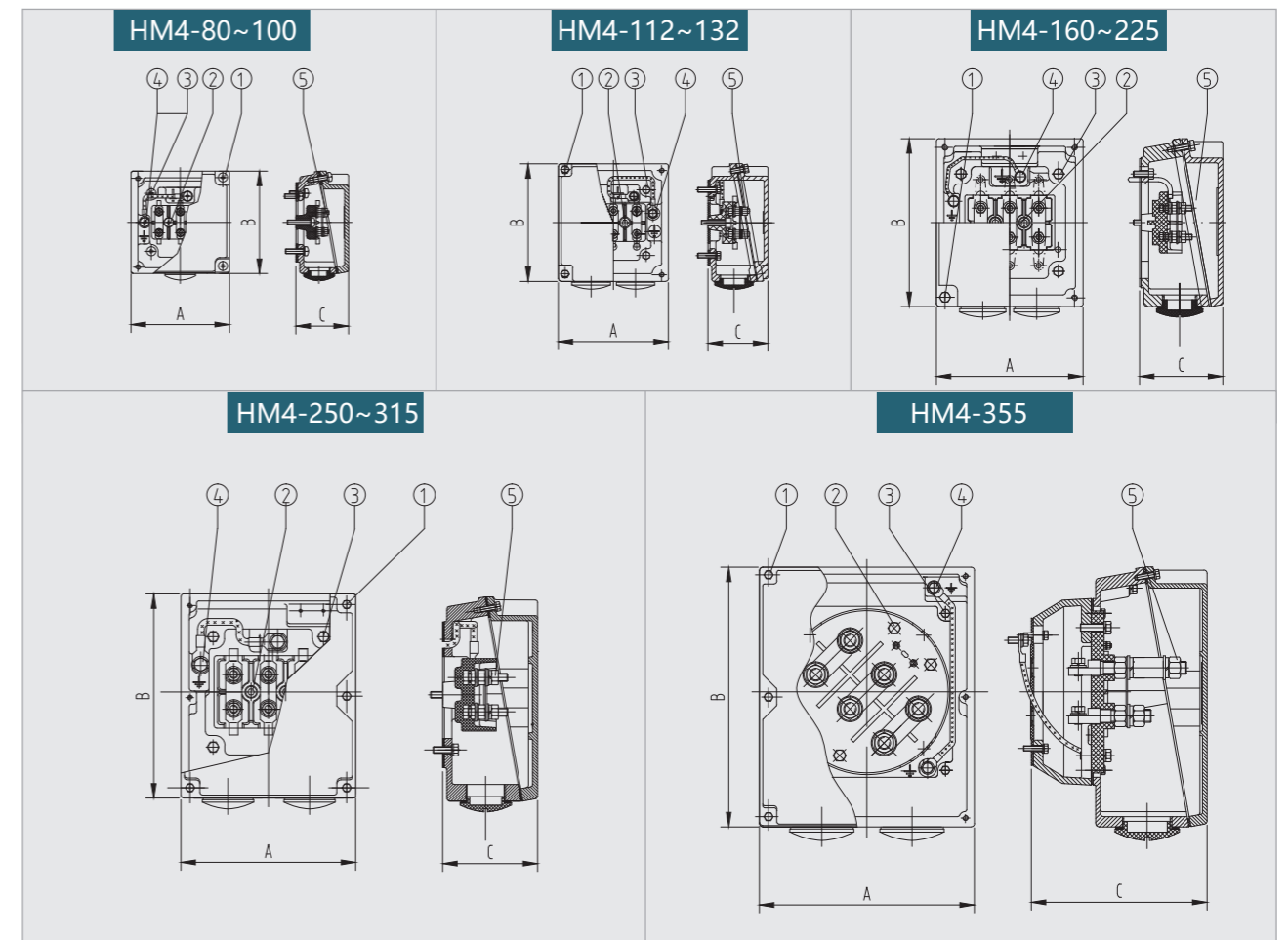
Y接 Star Connection	△接 Delta Connection	Y-△启动连接 Star-Delta Connection
		

上出线接线盒 Top Terminal Box



机座号 Frame	A	B	C	1	2	3	4	5	螺纹尺寸 Gland Size	出线孔直径 Outlet(dia.)
HM4-80	105	105	65	M5X16	M5X25	M5X16	M5X12	M4	M24X1.5	Φ11
HM4-90~100	113	113	72	M5X16	M5X25	M5X16	M5X12	M4	M24X1.5	Φ11
HM4-112~132	121	129	80	M5X16	M5X25	M5X20	M5X16	M5	2XM30X2	2XΦ15
HM4-160~180	163	173	92	M6X16	M6X25	M6X16	M6X12	M6	2XM36X2	2XΦ25
HM4-200~225	188	208	107	M8x25	M8x35	M8x25	M8x16	M8	2XM48x2	2XΦ36
HM4-250~280	217	246	120	M8x25	M8x35	M8x25	M8x16	M10	2XM64x2	2XΦ51
HM4-315~355	350	475	285	M12X30	M12X80	M12X30	M10X25	M20	2XM72X2	2XΦ52

侧出线接线盒 Side Terminal Box

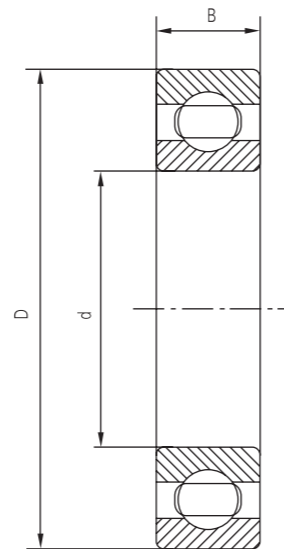


机座号 Frame	A	B	C	1	2	3	4	5	螺纹尺寸 Gland Size	出线孔直径 Outlet(dia.)
HM4-80	95	95	56	M5X16	M5X25	M5X16	M5X12	M4	M24X1.5	Φ11
HM4-90~100	105	109	56	M5X16	M5X25	M5X16	M5X12	M4	M24X1.5	Φ11
HM4-112~132	117	125	65	M5X16	M5X25	M5X20	M5X16	M5	2XM30X2	2XΦ15
HM4-160~180	155	177	87	M6X16	M6X25	M6X16	M6X12	M6	2XM36X2	2XΦ25
HM4-200~225	176	212	107	M6X20	M8X35	M8X20	M8X16	M8	2XM48X2	2XΦ36
HM4-250~280	212	248	115	M6X20	M8X35	M8X30	M8x16	M10	2XM64x2	2XΦ51
HM4-315	276	332	164	M8x25	M10x45	M10x30	M10x20	M12	2XM64x2	2XΦ51
HM4-355	340	410	275	M8X30	M12X40	M12X30	M10X25	M20	2XM72X2	2XΦ52

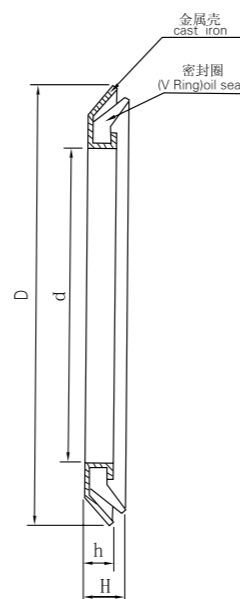
轴承、密封和润滑 Bearing、Seal & Lubrication

电机型号 Motor type	轴伸端 DE	非轴伸端 NDE	d	D	B
HM4-80	6204ZZ	6204ZZ	20	47	14
HM4-90	6205ZZ	6205ZZ	25	52	15
HM4-100	6206ZZ	6206ZZ	30	62	16
HM4-112	6306ZZ	6306ZZ	30	72	19
HM4-132	6308ZZ	6308ZZ	40	90	23
HM4-160	6309	6309	45	100	25
HM4-180	6311	6311	55	120	29
HM4-200	6312	6312	60	130	31
HM4-225	6313	6313	65	140	33
HM4-250	6314	6314	70	150	35
HM4-280 2P	6314	6314	70	150	35
HM4-280 4-8P	6317	6317	85	180	41
HM4-315 2P	6316	6316	80	170	39
HM4-315 4-8P	6319	6319	95	200	45
HM4-355(2P) (B3,B35)	6319	6319	95	200	45
HM4-355(2P)V1	6319	7319	95	200	45
HM4-355(4-8P) (B3,B35)	6322	6322	110	240	50
HM4-355(4-8P)V1	6322	7322	110	240	50
HM4-35512(2P) (B3,B35)	6319/C3	6319/C3	95	200	45
HM4-35512(4-8P) (B3,B35)	NU324	6324	120	260	55
HM4-35512(2P) V1	6319C3	7319	95	200	45
HM4-35512(4-8P) V1	NU324	7324	110	260	55

轴承数据
bearing data



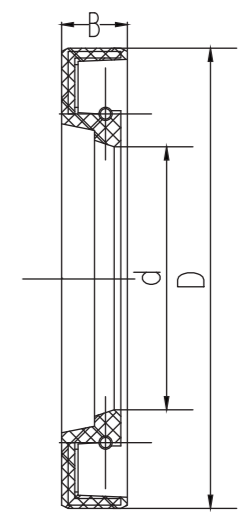
电机型号 Motor type	油封规格 Oil seal size	d	D	h	H
HM4-80	RB20x35x4.0	Φ20	Φ35	3	6
HM4-90	RB25x40x4.0	Φ25	Φ40	3	6
HM4-100	RB30x47x4.5	Φ30	Φ47	3.5	6.5
HM4-112	RB30x47x4.5	Φ30	Φ47	3.5	6.5
HM4-132	RB40x57x4.5	Φ40	Φ57	3.5	6.5
HM4-160	RB45x62x4.5	Φ45	Φ62	3.5	6.5
HM4-180	RB55x75x5.5	Φ55	Φ75	4.5	6.5
HM4-200	RB60x80x5.5	Φ60	Φ80	4.5	6.5
HM4-225	RB65x85x5.5	Φ65	Φ85	4.5	8
HM4-250	RB70x90x5.5	Φ70	Φ90	4.5	8
HM4-280-2	RB70x90x5.5	Φ70	Φ90	4.5	8
HM4-280-4.6.8	RB85x105x5.5	Φ85	Φ105	4.5	8
HM4-315-2	RB80x100x5.5	Φ80	Φ100	4.5	8
HM4-315-4.6.8	RB95x115x5.5	Φ95	Φ115	4.5	8



轴承、密封和润滑 Bearing、Seal & Lubrication

电机型号 Motor type	驱动端 (D.E.)			非驱动端 (N.D.E.)		
	d	D	B	d	D	B
HM4-80	20	35	5	20	35	5
HM4-90	25	40	5	25	40	5
HM4-100	30	52	7	30	52	7
HM4-112	30	52	7	30	52	7
HM4-132	40	62	5	40	62	5
HM4-160	45	65	8	45	65	8
HM4-180	55	75	8	55	75	8
HM4-200	60	80	8	60	80	8
HM4-225	65	90	10	65	90	10
HM4-250	70	95	10	70	95	10
HM4-280-2	70	95	10	70	95	10
HM4-280-4.6.8	85	110	12	85	110	12
HM4-315-2	80	100	10	80	100	10
HM4-315-4.6.8	95	120	12	95	120	12
HM4-355-2	95	120	12	95	120	12
HM4-355-4.6.8	110	140	12	110	140	12
HM4-35512(2P)	95	120	12	95	120	12
HM4-35512(4-8P)	120	150	12	120	150	12

油封数据
oil seal data



- 电机配备了优质供应商制造的轴承，轴承采用C3游隙。
Motors are equipped with bearings from excellent manufacturers. In general the bearings have C3 clearances.
- 80~132机座号电动机装有封闭轴承。
Motors of frame sizes 80-132 are fitted with closed bearings.
- 160~355机座号电动机装有开放式轴承并带有注油装置。开放式轴承必须依据润滑脂的有效寿命按时加油，以使轴承达到预期寿命。
Motors of frame sizes 160-355 are fitted with open bearings and regreasing device. Depending on the useful life of grease, open bearings must be regreased in good time so that the scheduled bearing service life is reached.

电机型号 Motor type	轴伸端轴承 DE Bearing	非轴伸端轴承 NDE Bearing	添加润滑脂的期限 (运行小时数, 70°C以下) Regreasing period hours for operating temperatures up to 70°C			轴承室所需润滑脂用量 Quantity of grease in bearing chamber g
			n < 3600r/min	n < 1800r/min	n < 1200r/min	
			HM4-160	6309	6309	
HM4-180	6311	6311	4000	9000	14000	15
HM4-200	6312	6312	3500	6500	11000	20
HM4-225	6313	6313	3000	5500	8500	22
HM4-250	6314	6314	2000	5000	8000	23
HM4-280 2P	6314	6314	1200	-	-	30
HM4-280 4-6P	6317	6317	-	4000	6000	35
HM4-315 2P	6316	6316	1200	-	-	30
HM4-315 4-6P	6319	6319	-	2000	3000	45
HM4-355(2P) (B3,B35)	6319	6319	-	-	-	30
HM4-355(2P)V1	6319	7319	1200	-	-	30
HM4-355(4-8P) (B3,B35)	6322	6322	-	1400	2200	60
HM4-355(4-8P)V1	6322	7322	-	1400	2200	60
HM4-35512(2P) (B3,B35)	6319/C3	6319/C3	1200	-	-	30
HM4-35512(4-8P) (B3,B35)	NU324	6324	-	1200	2000	80
HM4-35512(2P) V1	6319C3	7319	1200	-	-	30
HM4-35512(4-8P) V1	NU324	7324	-	1200	2000	80

注:

- 立式电动机添加润滑脂的时间应该是上述卧式电动机时间的一半。
Vertical motors should be greased twice as often as horizontal motors.
- 当轴承运行温度超过70°C时，重新添加润滑脂的时间应该缩短。
Regreasing time should be reduced if bearing operating temperature is in excess of 70°C.

主要产品介绍 Main Product Introduction

YE3系列三相异步电动机 (H80-355)	YE3 Series 3-Phase Asynchronous Motor
YE4系列三相异步电动机 (H80-355)	YE4 Series 3-Phase Asynchronous Motor
YE5系列三相异步电动机 (H80-355)	YE5 Series 3-Phase Asynchronous Motor
YE3系列高温消防排烟风机专用电机 (H80-355)	YE3 Series Special Motor for Smoke and Heat Exhaust Ventilators
Y-H系列船用三相异步电动机 (H63-355)	Y-H Series 3-Phase Asynchronous Motor In Ships
YD系列变极多速三相异步电动机 (H80-315)	YD Series 3-Phase Multi-Speed Motor
YDT系列通风机用多速三相异步电动机 (H80-315)	YDT Series Ventilator used 3-Phase Multi-Speed Motor
YVF2系列变频调速三相异步电动机 (H80-355)	YVF2 Series Frequency Control 3-Phase Asynchronous Motor
YH系列高转差率三相异步电动机 (H80-315)	YH Series High Slip 3-Phase Asynchronous Motor
Y-W系列户外型三相异步电动机 (H80-355)	Y-W Series Outdoor used 3-Phase Asynchronous Motor
YT系列轴流式通风机用三相异步电动机 (H80-132)	YT Series Ventilator used 3-Phase Asynchronous Motor
1L(IP23)系列三相异步电动机(H160-355)	1L(IP23) Series 3-Phase Asynchronous Motor
Y(IP23)系列三相异步电动机 (H400-500)	Y(IP23) Series 3-Phase Asynchronous Motor
YZS系列起重用三相异步电动机 (H160-225)	YZS Series Crane 3-Phase Asynchronous Motor
YEJ系列电磁制动三相异步电动机 (H80-225)	YEJ Series Electromagnetic Braking 3-Phase Asynchronous Motor
YBK3系列煤矿井下用隔爆型三相异步电动机(H80-355)	YBK3 Series Flameproof 3-Phase Asynchronous Motor for Coal Mines
HM3系列三相异步电动机 (H80-355)	HM3 Series 3-Phase Asynchronous Motor
HM4系列三相异步电动机 (H80-355)	HM4 Series 3-Phase Asynchronous Motor
YB2-H、YB3-H系列船用隔爆型三相异步电动机(H80-355)	YB2-H、YB3-H Series Flameproof 3-Phase Asynchronous Motor For Ships
YBBP系列隔爆型变频调速三相异步电动机(H80-355)	YBBP Series Flameproof Frequency Control 3-Phase Asynchronous Motor
YBX3系列高效率隔爆型三相异步电动机(H80-355)	YBX3 Series High Efficiency Flameproof 3-Phase Asynchronous Motor
YBX4系列高效率隔爆型三相异步电动机(H80-355)	YBX4 Series High Efficiency Flameproof 3-Phase Asynchronous Motor
YBX5系列高效率隔爆型三相异步电动机(H80-355)	YBX5 Series High Efficiency Flameproof 3-Phase Asynchronous Motor
YFB3系列粉尘防爆型三相异步电动机(H80-355)	YFB3 Series Dust Explosion-Proof 3-Phase Asynchronous Motor
YFB4系列粉尘防爆型三相异步电动机(H80-355)	YFB4 Series Dust Explosion-Proof 3-Phase Asynchronous Motor
YFB5系列粉尘防爆型三相异步电动机(H80-355)	YFB5 Series Dust Explosion-Proof 3-Phase Asynchronous Motor
Y3系列三相异步电动机 (H355-450)	Y3 Series 3-Phase Asynchronous Motor
Y系列高压三相异步电动机 (H355-800)	Y Series High-Voltage 3-Phase Asynchronous Motor
YKK系列高压三相异步电动机 (H355-800)	YKK Series High-Voltage 3-Phase Asynchronous Motor
Y2系列高压三相异步电动机 (H355-560)	Y2 Series High-Voltage 3-Phase Asynchronous Motor
YX系列高效高压三相异步电动机 (6KV, H355-630)	YX Series High Efficiency High-Voltage 3-Phase Asynchronous Motor
YX系列高效高压三相异步电动机 (10KV, H400-630)	YX Series High Efficiency High-Voltage 3-Phase Asynchronous Motor
YR系列高压绕线转子三相异步电动机 (H355-1000)	YR Series High-Voltage 3-Phase Wound Rotor Asynchronous Motor
YRKK系列高压绕线转子三相异步电动机 (H355-1000)	YRKK Series High-Voltage 3-Phase Wound Rotor Asynchronous Motor
YFSS系列双馈异步风力发电机 (H450-630)	YFSS Series Doubly Fed Induction Windmill Generator
YFWK系列双馈异步风力发电机 (H500)	YFWK Series Doubly Fed Induction Windmill Generator

客户合作 Cooperative Partner

