



THC0800C03

Hybrid Coupler 3dB, 90°

Rev A1.0

The THC0800C03 is a low profile, high performance 3dB hybrid coupler in a new easy to use, manufacturing friendly surface mount package. It is designed for AMPS Band applications. The THC0800C03 is particularly for balanced power and low noise amplifiers, plus signal designed distribution and other applications where low insertion loss and tight amplitude and phase balance is required. It can be used in power applications up to 500 Watts.

Parts have been subjected to rigorous qualification testing and they are manufactured using materials with coefficients of thermal expansion (CTE) compatible with common substrates such as FR4, G-10, RF-35, R04350 and polyimide.

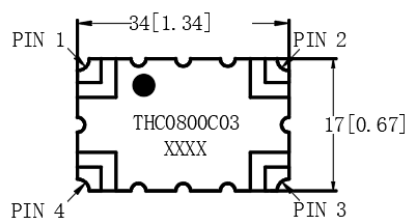
Features:

- . 500-1000 MHz
- . AMPS
- . High Power
- . Very Low Loss
- . Tight Amplitude Balance
- . High Isolation
- . Low VSWR
- . Good Repeatability
- . CTE compatible with FR4, G-10, RF-35, R04350B and polyimide
- . Immersion gold, prevent surface oxidation & scratch
- . RoHS Compliant
- . Tape & Reel Package available

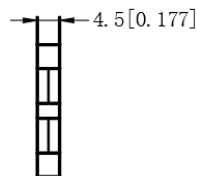
Electrical Specifications

Frequency	Isolation	Insertion Loss	VSWR	Amplitude Balance
MHz	dB Min	dB Max	Max:1	dB Max
500-1000	-21.0	0.15	1.25	±0.65
Phase Balance	Power	Size	Thickness	Operating Temp.
Degrees	Avg.CW.Watts	mm	mm	°C
90±1.5	500	34*17	4.5	-55 to+105

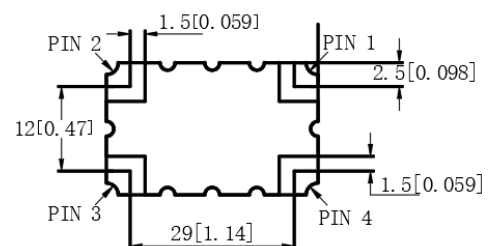
TOP VIEW



SIDE VIEW

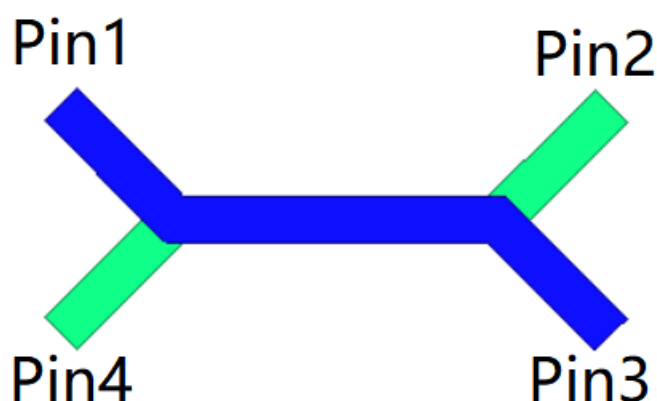


BOTTOM VIEW



Hybrid Coupler Pin Configuration

The THC0800C03 has an orientation marker to denote Pin 1. Once port one has been identified the other ports are known automatically. Please see the chart below for clarification:



Configuration	Pin 1	Pin 2	Pin 3	Pin 4
Splitter	Input	Isolated	$-3\text{dB} \angle \theta - 90^\circ$	$-3\text{dB} \angle \theta$
Splitter	Isolated	Input	$-3\text{dB} \angle \theta$	$-3\text{dB} \angle \theta - 90^\circ$
Splitter	$-3\text{dB} \angle \theta - 90^\circ$	$-3\text{dB} \angle \theta$	Input	Isolated
Splitter	$-3\text{dB} \angle \theta$	$-3\text{dB} \angle \theta - 90^\circ$	Isolated	Input
Combiner	$A \angle \theta - 90^\circ$	$A \angle \theta$	Isolated	Output
Combiner	$A \angle \theta$	$A \angle \theta - 90^\circ$	Output	Isolated
Combiner	Isolated	Output	$A \angle \theta - 90^\circ$	$A \angle \theta$
Combiner	Output	Isolated	$A \angle \theta$	$A \angle \theta - 90^\circ$

Note:

“A” is the amplitude of the applied signals. When two quadrature signals with equal amplitudes are applied to the coupler as described in the table, they will combine at the output port. If the amplitudes are not equal, some of the applied energy will be directed to the isolated port.



THC0800C03

Hybrid Coupler 3dB, 90°

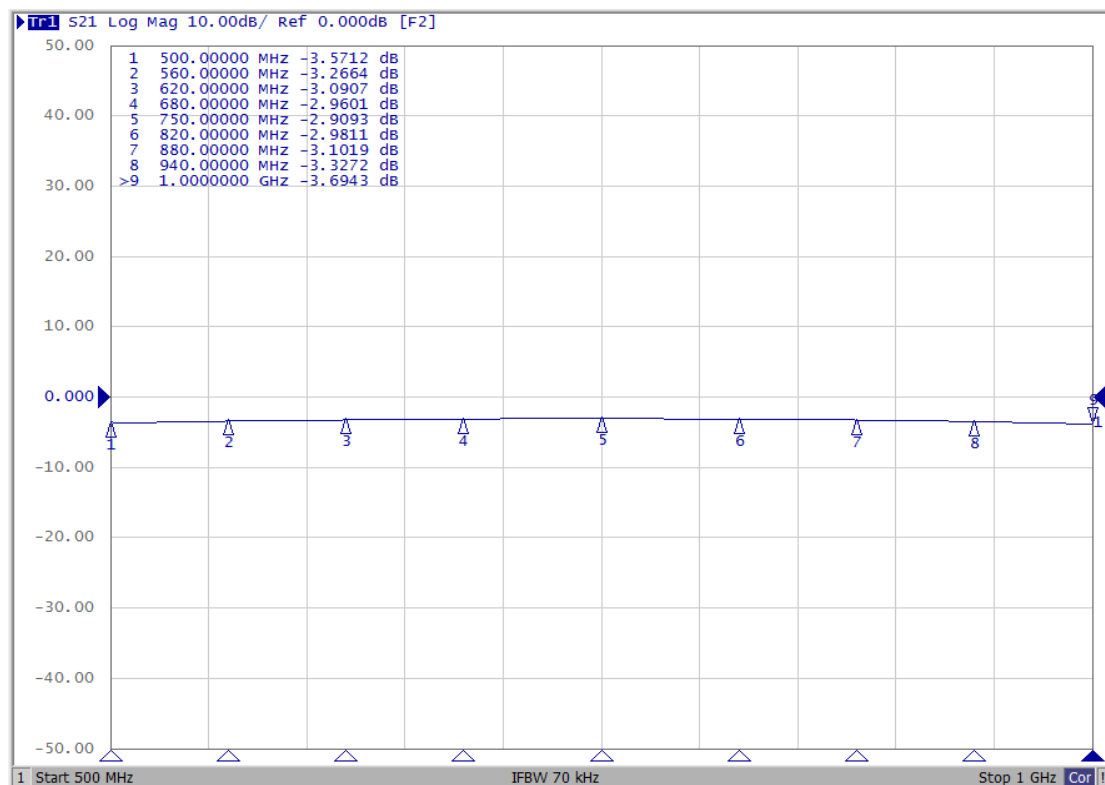
Rev A1.0

Typical Performance Data

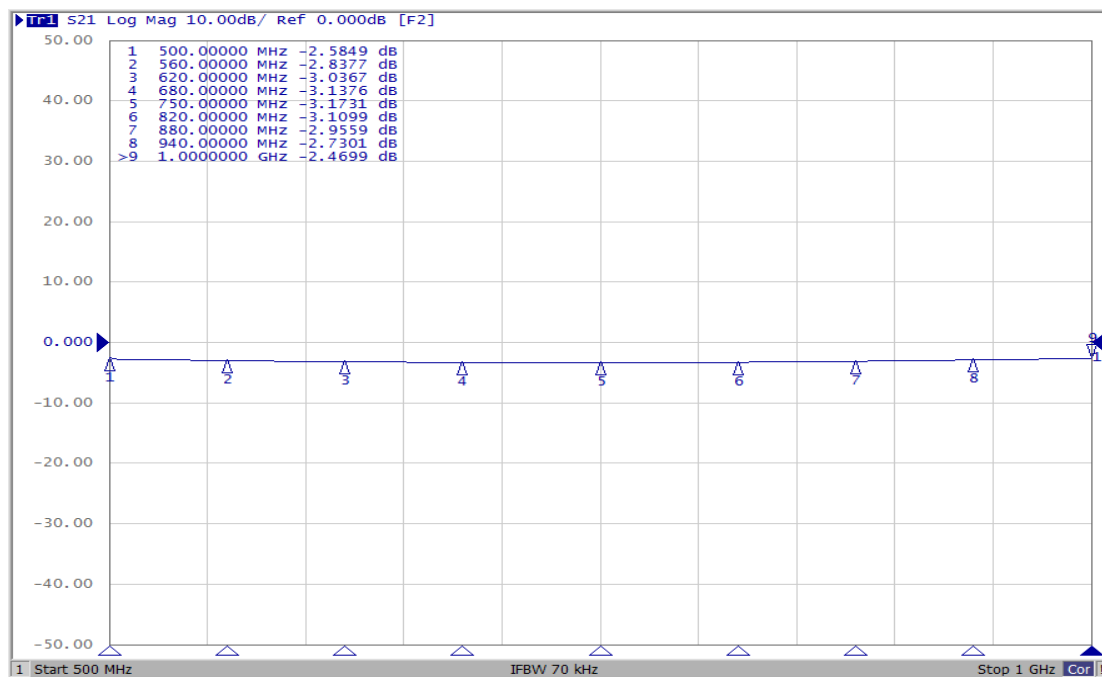
Frequency		MHz	500	560	620	680	750	820	880	940	1000
Coupling		dB	-3.57	-3.27	-3.09	-2.96	-2.91	-2.98	-3.10	-3.33	-3.69
Transmission		dB	-2.58	-2.84	-3.04	-3.14	-3.17	-3.11	-2.96	-2.73	-2.47
Insertion Loss		dB	-0.07	-0.05	-0.05	-0.04	-0.03	-0.04	-0.03	-0.03	-0.08
Isolation		dB	-31.30	-32.18	-32.86	-32.78	-31.52	-29.43	-27.42	-25.43	-23.61
Phase		degree	90.40	90.50	90.51	90.61	90.52	90.50	90.51	90.56	90.80
VSWR	Input	/	1.10	1.10	1.11	1.12	1.13	1.14	1.16	1.19	1.22
	coupler	/	1.11	1.10	1.10	1.11	1.11	1.13	1.15	1.18	1.23
	Transmission	/	1.10	1.09	1.09	1.10	1.11	1.13	1.15	1.18	1.23
	Isolated	/	1.12	1.11	1.10	1.10	1.11	1.12	1.15	1.18	1.24

Typical Performance

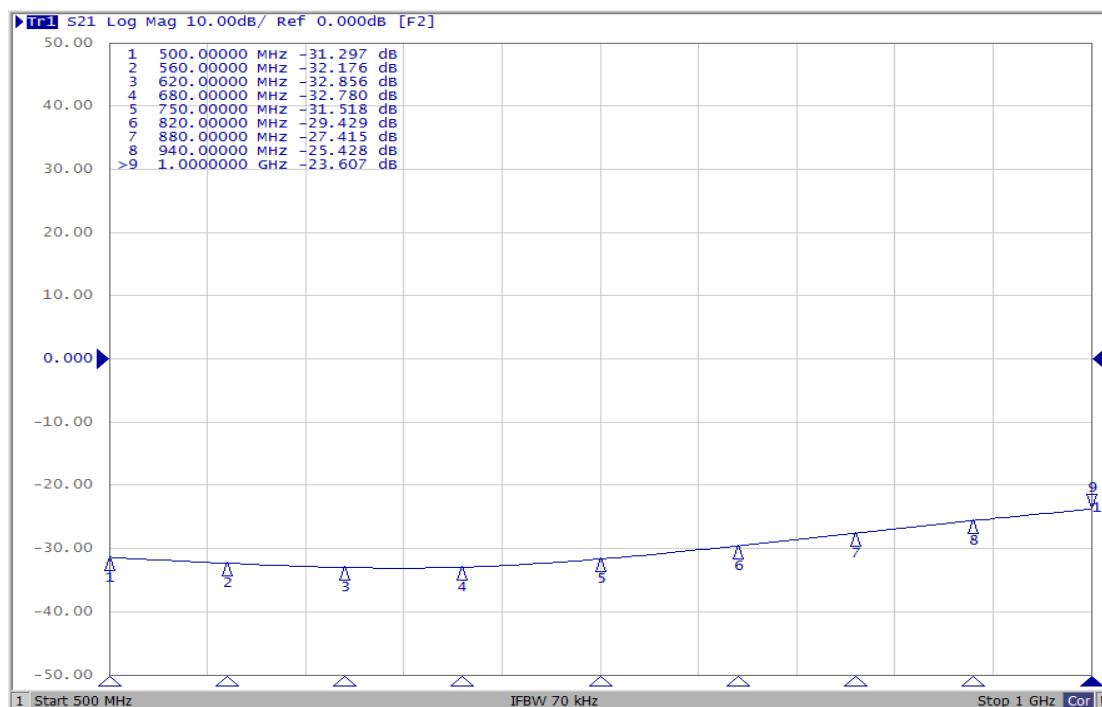
Coupling(dB):



Transmission(dB):



Isolation(dB):



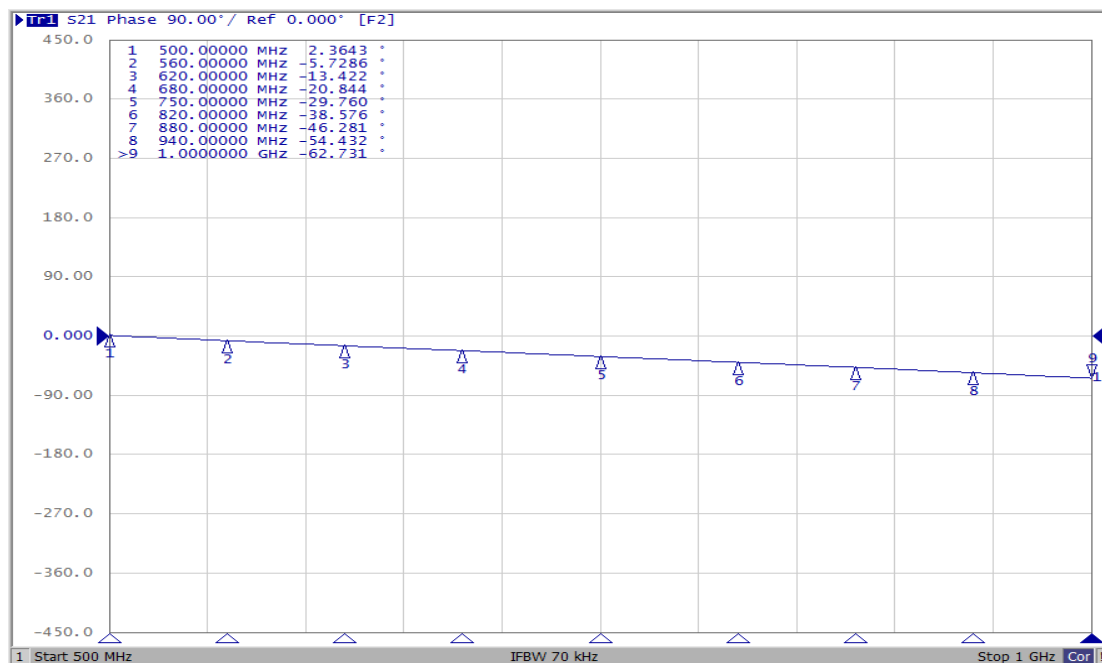


THC0800C03

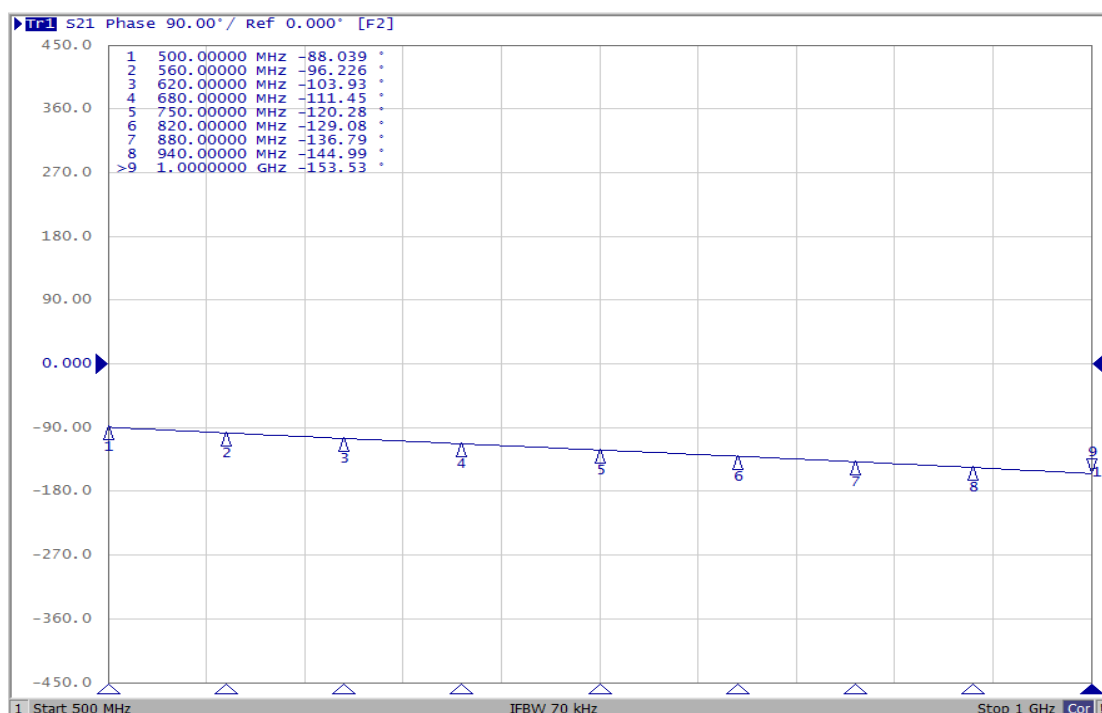
Hybrid Coupler 3dB, 90°
Rev A1.0

Phase(degree):

Coupling Phase(degree):



Transmission Phase(degree):





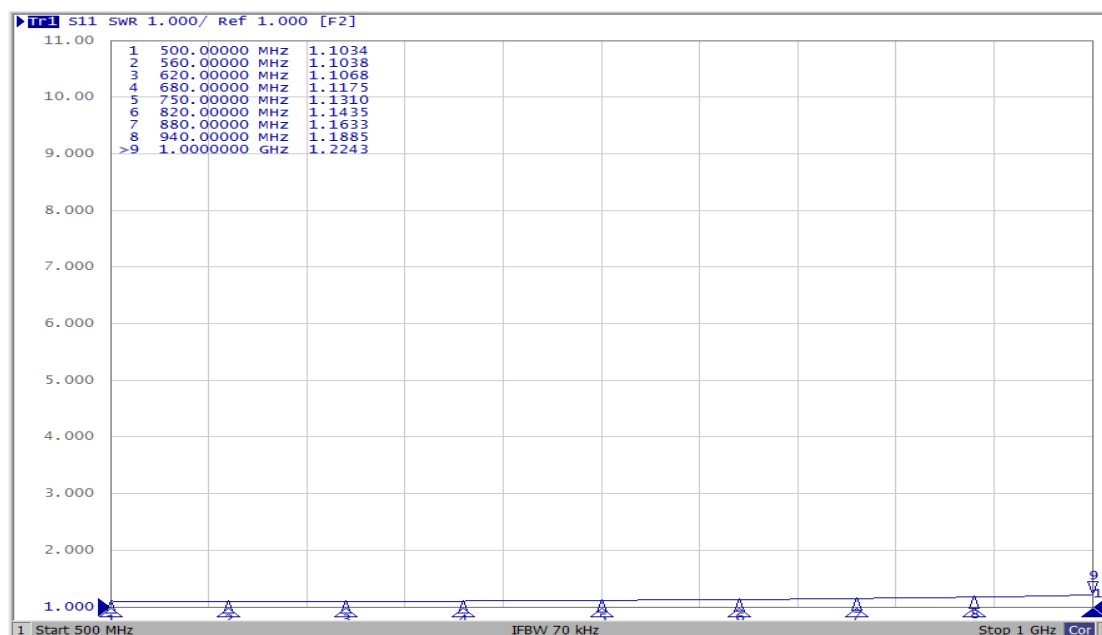
THC0800C03

Hybrid Coupler 3dB, 90°

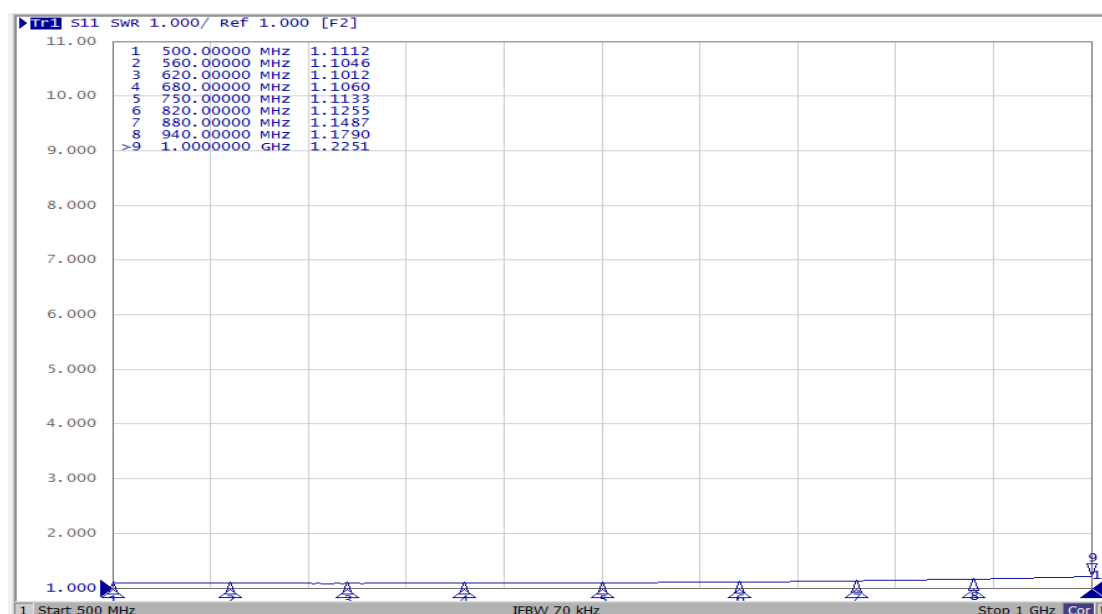
Rev A1.0

VSWR :

Input Port:



Coupling Port:



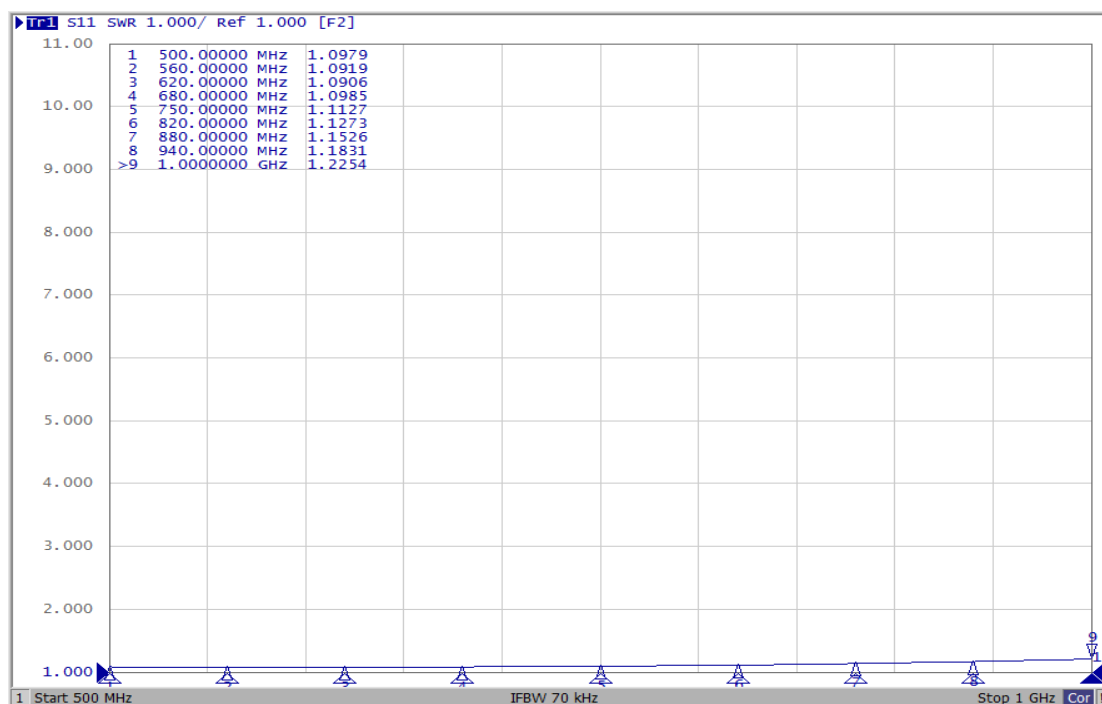


THC0800C03

Hybrid Coupler 3dB, 90°

Rev A1.0

Transmission Port:



Isolation Port:

