DESHAN JINGJI
得山精機

DESHAN JINGJI

DESHAN JINGJI
得山精機

東莞市得山數控設備科技有限公司
地址：東莞市大朗鎮石厦信易路8號101室得山精機
電話：0769-82678060

锐视广告 18938557189

DESHAN JINGJI
得山精機

車削加工的最佳機型
專心、專業、專注

插補式車銑復合中心系列

插補式雙主軸車削中心系列



CNC車銑復合雙主軸雙排刀系列

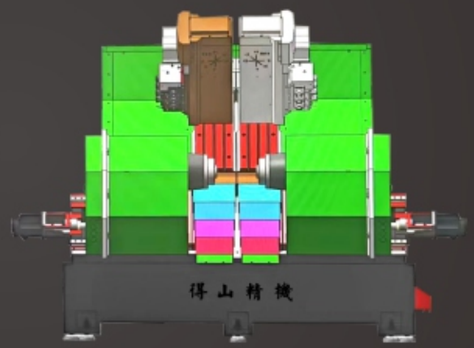

CNC車銑復合中心系列

得山數控
不斷爲各個行業做出貢獻

優良產品的工藝傳承,得山數控與您携手智造未來!

DESHAN JINGJI
得山精機

企業理念
Company Philosophy



“誠信、合作、開拓、創新”

東莞市得山數控設備科技有限公司

“以人爲本、高效優質、精益求精、追求卓越”

Honesty,cooperation,pioneering and innovative”

People oriented,efficient,high quality,strives for perfection,the pursuit of excellence"

插補式車銑復合中心

IMPUTATION TYPE TURN MILLING SERIES

插補式動力刀塔不帶尾頂系列

機械特點

多軸復合一次工序完成所有復雜零件加工，夾帶着業界領先科技輿高品質零件，我們的車系復合車床結合了大馬力、高鋼性結構、快速加工等特性，提供您高效率之加工能力，此一系列CNC車床，可以清晰達成您今日及未來的切削需求。除此之外，配備有Y軸一體動頭，側銑和端銑雙電機驅動可在同一機臺進行車、銑、鑽等復合加工功能，也可對端面和圓柱面進行輪廓銑切。

MACHINE FEATURES

Multi-axis composite processing to complete all complex parts in one process,with industry-leading technology With high-quality parts our car series composite lathe corbines high-horsepower high-rigidity structure,Fast machining and other features provide you with high-efficiency machining capabilities. This series of CNC lathes ,Can clearly meet your cutting needs today and in the future. In addition it is equipped with a Y-axis Body moving head,dual-motor drive for side milling and end milling can be used for turning, milling, drilling, etc. on the same machine The compound processing function can also perform contour milling on the end surface and cylindrical surface





15工位動力刀塔插補式Y軸

主軸	Spindle	CNC-46CY	CNC-52CY	CNC-72CY
主軸鼻端	Spindle Nose	A2-5	A2-6	A2-6
夾頭尺寸	Chuck size	6"或46"型筒夾	8"或52"型筒夾	8"或65"型筒夾
主軸通孔直徑	Spindle through-hole diameter	56mm	66mm	76mm
棒材容徑	Bar diameter	46mm	52mm	65mm
加工範圍	**Processing range**			
最大回轉直徑	Maximum rotation diameter	Ø500mm	Ø500mm	Ø500mm
最大加工外徑	Maximum machining outer diameter	300mm	300mm	300mm
最大加工長度	Maximum maching length	380mm	380mm	380mm
機械能力	**Mechaical ability**			
主軸轉速	Spindle speed	0-6000rpm	0-4500rpm	0-4500rpm
動力頭轉速	Rotating speed of moving head	0-5000 / 10000rpm	0-5000/10000rpm	0-5000/10000rpm
X/Z快移速度	X / Z axis fast-moving speed	≤25m / min	≤25m/min	≤25m/min
機械精度	**Mechaical precision**			
主軸分度重負定位精度	Spindle indexing repeat positioning accuracy	±0.005°	±0.005°	±0.005°
主軸分度定位精度	spindle indexing positioning accuracy	±0.002°	±0.002°	±0.002°
X/Z重復定位精度	X/Z axis repeat positioning accuracy	0.003mm	0.003mm	0.003mm
X/Z軸定位精度	X/Z axis positioning accuracy	0.002mm	0.002mm	0.002mm
軸向行程	**Axial Stroke**			
X軸行程	X-axis Stroke	560mm	560mm	560mm
Z軸行程	Z-axis Stroke	380mm	380mm	380mm
Y軸行程	Y-axis Stroke	70mm/90mm	70mm/90mm	70mm/90mm
刀塔	**Turret**			
刀位數	Number of knife positions	12/15	12/15	12/15
電機功率	**Motor Power**			
主軸(伺服)及電機	Spindle(servo) and motor	7.5kw/11kw	11kw/15kw	11kw/15kw
動力頭(伺服)及電機	Power head (Servo) and motor	2.4kw/3.9kw	2.4kw/3.9kw	2.4kw/3.9kw
X軸(伺服)及電機	X axis (Servo) and motor	2.4kw	2.4kw	2.4kw
Y軸(伺服)及電機	Y axis (Servo) and motor	2.4kw	2.4kw	2.4kw
Z軸(伺服)及電機	Z axis (Servo) and motor	2.4kw	2.4kw	2.4kw
切削液泵	Cutting fluid pump	0.75kw	0.75kw	0.75kw
其他	**Other**			
液壓箱容量	Hydraulic tank capacity	60L	60L	60L
水箱容量	Tank volume	108L	108L	108L
重量	weight	3300kg	3500kg	3500kg
機械尺寸	Mechanical Dimensions	L2000*W1800*H1750mm	L2000*W1800*H1750mm	L2000*W1800*H1750mm

控制系統 可選：臺灣新代、日本三菱、發那科、德國西門子
Control system Optional:Taiwan is new generation,Japan Mitsubishi.FANCUC,Germany s Siemens
※由于產品不斷更新，產品規格參數如有變化恕不另外通知
※Specificationsubjectto chnagewithout notice for improvementand modifications

插補式車銑復合中心

IMPUTATION TYPE TURN MILLING SERIES

插補式車銑復合帶伺服尾頂

機械特點

多軸復合一次工序完成所有復雜零件加工，挾帶這業界領先科技奧高品質零件，得山車銑復合車床結合了大馬力、高鋼性結構、快速加工等特性，提供您高效之加工能力，此一系列CNC車床，可以輕易達成您今日及未來的切削需求。除此之外，配備有Y軸一體動頭，側銑和端銑雙電機機驅動可在同一機臺進行車、銑、鑽等復合加工功能，也能對端面和圓柱面進行輪廓銑切。

Mechanical characteristics

Multi-axis composite processing to complete all complex parts in one process ,bringing shis industry-leader Technology and high-quality parts, the combination of high-horsepower and high rigidity Features such as sexual structure, rapid processing,etc., provide you with high-efficiency processing capabilities, This series A CNC lathe can easily meet your cutting needs today and in the future. Apart from shis In addition, it is equipped with a Y- axis integrated moving head, and the side milling and end milling dual-motor drive can be in the same One machine can perform complex machining functions such as turning, milling, and drilling,and it can also perform machining on end faces and cylinders .Face contour milling.



主軸	Spindle	CNC - 06MY	CNC - 08MY	CNC - 10MY	CNC-110MY
主軸鼻端	Spindle Nose	A2－5	A2－5	A2－6	A2－6/A2－8
夾頭尺寸	Chuck size	6"或46"型筒夾	8"或52"型筒夾	8"或65"型筒夾	8"或85"型筒夾
主軸通孔直徑	Spindle through-hole diameter	56 mm	66 mm	76 mm	82 mm
棒材容徑	Bar diameter	46mm	52mm	65mm	75mm
加工範圍	**Processing range**				
最大回轉直徑	Maximum rotation diameter	Ø500mm	Ø500mm	Ø 500mm	Ø600mm
最大加工外徑	Maximum machining outer diameter	350mm	400mm	400mm	500mm
最大加工長度	Maximum maching length	430mm	500mm	500mm	800/1000mm
機械能力	**Mechaical ability**				
主軸轉速	Spindle speed	0–6000rpm	0–4500rpm	0–4500rpm	0–3500rpm
動力頭轉速	Rotating speed of moving head	0–5000/10000rpm	0–5000/10000rpm	0–5000/10000rpm	0–5000/10000rpm
X/Z快移速度	X/Z axis fast-moving speed	≤25m/min	≤25m/min	≤25m/min	≤25m/min
機械精度	**Mechaical Precision**				
主軸分度重負定位精度	Spindle indexing repeat positioning accuracy	±0.005°	±0.005°	±0.005°	±0.005°
主軸分度定位精度	spindle indexing positioning accuracy	±0.002°	±0.002°	±0.002°	±0.002°
X/Z重復定位精度	X/Z axis repeat positioning accuracy	0.003mm	0.003mm	0.003mm	0.003mm
X/Z軸定位精度	X/Z axis positioning accuracy	0.002mm	0.002mm	0.002mm	0.002mm
軸向行程	**Axial Stroke**				
X軸行程	X–axis Stroke	500mm	600mm	640mm	640mm
Z軸行程	Z–axis Stroke	450mm	500mm	500mm	1000mm
Y軸行程	Y–axis Stroke	100mm	120mm	120mm	120mm
刀塔	**Turret**				
刀位數	Number of knife positions	12/15	12/15	12/15	12/15
電機功率	**Motor Power**				
主軸（伺服）及電機	Spindle(servo) and motor	7.5kw/11kw	11kw/15kw	11kw/15kw	15kw/22kw
動力頭(伺服)及電機	Power head (Servo) and motor	2.4kw	3.9/5.5kw	3.9/5.5kw	3.9/5.5kw
X軸(伺服)及電機	X axis (Servo) and motor	2.4kw	2.4kw	2.4kw	3.1kw
Y軸(伺服)及電機	Y axis (Servo) and motor	2.4kw	2.4kw	2.4kw	3.1kw
Z軸(伺服)及電機	Z axis (Servo) and motor	2.4kw	2.4kw	2.4kw	3.1kw
切削液泵	Cutting fluid pump	0.75kw	0.75kw	0.75kw	0.75kw
其他	**Other**				
液壓箱容量	Hydraulic tank capacity	60L	60L	60L	60L
水箱容量	Tank volume	108L	108L	108L	108L
重量	weight	4000kg	4800kg	5000kg	7500kg
機械尺寸	Mechanical Dimensions	L2500*W1800*H1922mm	L2500*W1800*H1922mm	L2500*W1800*H1922mm	L3200*W1800*H1922mm

控制系統 可選：臺灣新代、日本三菱、發那科、德國西門子
Control system Optional:Taiwan is new generation,Japan Mitsubishi.FANCUC,Germanys Siemens
※由于產品不斷更新，產品規格參數如有變化恕不另外通知
※Specificationsubjectto chnagewithout notice for improvementand modifications

插補式 雙主軸車削中心

INTERPOLATION TYPE DUAL SPINDLE TURNING CENTER

全新視野，搭載高鋼性插補式Y軸動力刀塔的車銑復合加工機

結合最新工具機科技與高品質元件，DS-6SY/DS-8SY系列高速CNC車削中心，以高精密和高鋼性滚柱滑塊設計爲基楚，結合大馬力，快速切削等特性，提供您超越同級機重的高效率生産解决方案。此外．配合真Y軸高鋼性動力刀塔。C軸．副主軸等復合化功能，以及智能化系統與多樣化的自動化周邊設備。完整的系列機型，可輕易達成您今日以及未來的各種加工需求。

A NEW VISION,A TURNING AND MILLING MACHINE WITH A TRUE Y-AXIS POWER TURRET.

Combining the latest tool machine technology with high-quality components,DS-6SY/DS-8SY The series of high-speed CNC turning centers are designed with high-precision and high rigidity roller sliders Based on calculations,

combined with high horsepower ,fast cutting and other character istics, we provide you with a way to surpass others Efficient production solutions for the same level of machinery, In addition, in conjunction with the true Y- axis height Steel powered turret, Composite functions

such as C-axis and secondary spindle, as well as intelli gence System and diversified automation peripheral equipment. A complete series of models, It can easily meet your various processing needs today and in the future.

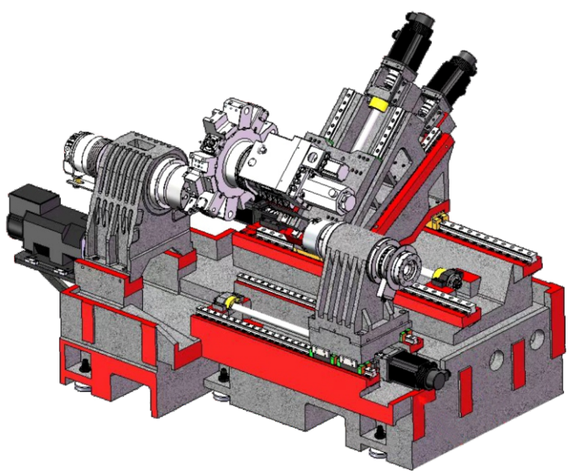



双主軸/单动力刀塔 Double spindle/single power knife towe

加工能力	Processing capacity	DS-6SY(500或650)		DS-8SY/10SY	
軸數	Number of axis	7軸/7axis (X+Z+Z1+C1+C2+Y+TD)			
床身上旋徑	Spin the bed body	Ø600mm			
最大加工直徑	The largest diameter processing	Ø500mm			
最大加工長度	The maximum processing length	500mm	600mm	500mm	600mm
主軸	**Spindle**				
主軸鼻端	Spindle nose	正A2-5	副A2-5	正A2-6	副A2-5
主軸孔徑	Spindle aperture	正Ø56mm	副Ø56mm	正Ø66/82mm	副Ø56mm
棒材孔徑	Bar aperture	正Ø46mm	副Ø46mm	正Ø52/Ø70mm	副Ø46mm
主軸轉速	Spindle speed	正0-6000	副0-6000	副0-4500	副0-6000
油壓夾頭	Hydraulic chuck	正6”或46型筒夾	副6”或46型筒夾	正8”或52型筒夾	副6”或46型筒夾
動力刀塔	**Turret**				
刀塔型號	Turret model	BMT55/BMT45			
刀位數	Number of knife positions	12/15工位			
外徑刀柄	Outer diameter shank	25mm			
内徑刀柄	Inside diameter shank	Ø32mm/40mm			
TD軸(銑削軸)轉速	TD axis (Milling axis) speed	5000/10000rpm			
滑座	**Slider**				
X1軸行程(直徑)	X1 axis travelldiameter)	600mm			
Y1軸行程	Y1 axis travel	120mm(±60mm)			
Z1/Z2軸行程	Z1/72-axis travel	500mm/650mm			
X1軸快速位移	X1 axis rapid displacement movement	25			
X1軸快速位移	Y1 axis rapid displacement movement	25			
Z1/Z2軸快速位移	Z1/72 axis rapid displacement movement	25			
機械精度	**Mechanical precision**				
主副軸分度重復定位精度	Man countershaft indexing repeat positioning accuracy	±0.005°			
主副軸分度定位精度	Main countershaft indexing positioning accuracy	±0.002°			
X/Y/Z/Z1軸重復定位精度	X/Y/Z/Z1 axis repeat positioning accuracy	0.002mm			
X/Y/Z/Z1軸定位精度	X/Y/Z/Z1 axis positioning accuracy	0.003mm			
馬達	**Motor**				
主軸馬達	Spindle motor	7.5/11kw		11/15kw	
副主軸馬達	Spindle motor	7.5/11kw		7.5/11kw	
X1軸	X1 axis	3.1kw			
Y1軸	Y1axis	3.1kw			
Z1/Z2軸	Z1/Z2 axis	3.1kw			
TD軸(銑削軸)	TD axis (Milling axis)	3.9kw			
油壓泵浦馬達	Hydraulic pump motor	3.1kw			
冷却泵浦馬達	Cooling pump motor	1.5kw			
容量	**Capacity**				
油壓箱容量	Oil tank capacity	72L			
冷油水箱容量	Cooling tank capacity	180L			
尺寸	**Size**				
機械尺寸	Machine Dimensions(L*W*H)	3800*2300*2300		4100*2300*2300	
重量(净重/毛重)	Weightinet weight/gross weight)	5480kg/5800kg		5600kg/5900kg	

控制系統 可選：臺灣新代、日本三菱、發那科、德國西門子
Control system Optional:Taiwan is new generation,Japan Mitsubishi.FANCUC,Germanys Siemens
※由于產品不斷更新，產品規格參數如有變化恕不另外通知
※Specificationsubjectto chnagewithout notice for improvementand modifications

CNC 車銑復合中心

TURN MILLING SERIES

動力刀塔帶尾頂系列

性價比最佳高速車削中心

①采用30° 斜式布局，高强度鑄鐵一體成型之强固結構床身

②伺服刀塔高鋼性整體設計，搭配高精密的三片式曲齒離合器

③排屑系統采用履帶式設計，確保最佳的排屑效能

④提供高性能尾座，確保工件支撑鋼性

可編程尾座

通過尾座臺可加工長工件和夾持與余量少的工件

THE TAILSTOCK

Through the tailstock long workpieces can be machined and workpieces with less remaining workpieces can be machined.



15工位動力刀塔帶硬軌真Y軸

主軸	Spindle	CNC - 06MY	CNC - 08MY	CNC - 10MY	CNC - 110MY
主軸鼻端	Spindle Nose	A2－5	A2－6	A2－6	A2－6/A2－8
夾頭尺寸	Chuck size	6"或46"型筒夾	8"或52"型筒夾	8"或65"型筒夾	8"或85"型筒夾
主軸通孔直徑	Spindle through-hole diameter	56 mm	66 mm	76 mm	82 mm
棒材容徑	Bar diameter	46mm	52mm	65mm	75mm
加工範圍	**Processing range**				
最大回轉直徑	Maximum rotation diameter	Ø500mm	Ø500mm	Ø500mm	Ø600mm
最大加工外徑	Maximum machining outer diameter	350mm	400mm	400mm	500mm
最大加工長度	Maximum maching length	430mm	500mm	500mm	800/1000mm
機械能力	**Mechaical ability**				
主軸轉速	Spindle speed	0-6000rpm	0-4500rpm	0-4500rpm	0-3500rpm
動力頭轉速	Rotating speed of moving head	0-5000/10000rpm	0-5000/10000rpm	0-5000/10000rpm	0-5000/10000rpm
X/Z快移速度	X/Z axis fast-moving speed	≤25m/min	≤25m/min	≤25m/min	≤25m/min
機械精度	**Mechaical Precision**				
主軸分度重負定位精度	Spindle indexing repeat positioning accuracy	±0.005°	±0.005°	±0.005°	±0.005°
主軸分度定位精度	spindle indexing positioning accuracy	±0.002°	±0.002°	±0.002°	±0.002°
X/Z重復定位精度	X/Z axis repeat positioning accuracy	0.003mm	0.003mm	0.003mm	0.003mm
X/Z軸定位精度	X/Z axis positioning accuracy	0.002mm	0.002mm	0.002mm	0.002mm
軸向行程	**Axial Stroke**				
X軸行程	X-axis Stroke	500mm	600mm	640mm	640mm
Z軸行程	Z-axis Stroke	450mm	500mm	500mm	1000mm
Y軸行程	Y-axis Stroke	80mm	100mm	120mm	100mm
刀塔	**Turret**				
刀位數	Number of knife positions	12/15	12/15	12/15	12/15
電機功率	**Motor Power**				
主軸(伺服)及電機	Spindle(servo) and motor	7.5kw/11kw	11kw/15kw	11kw/15kw	15kw/22kw
動力頭(伺服)及電機	Power head (Servo) and motor	2.4kw	3.9/5.5kw	3.9/5.5kw	3.9/5.5kw
X軸(伺服)及電機	X axis (Servo) and motor	2.4kw	2.4kw	2.4kw	3.1kw
Y軸(伺服)及電機	Y axis (Servo) and motor	2.4kw	2.4kw	2.4kw	3.1kw
Z軸(伺服)及電機	Z axis (Servo) and motor	2.4kw	2.4kw	2.4kw	3.1kw
切削液泵	Cutting fluid pump	0.75kw	0.75kw	0.75kw	0.75kw
其他	**Other**				
液壓箱容量	Hydraulic tank capacity	60L	60L	60L	60L
水箱容量	Tank volume	108L	108L	108L	108L
重量	weight	4000kg	4800kg	5000kg	7500kg
機械尺寸	Mechanical Dimensions	L2500*W1800*H1922mm	L2500*W1800*H1922mm	L2500*W1800*H1922mm	L3200*W1800*H1922mm

控制系統 可選：臺灣新代、日本三菱、發那科、德國西門子

Control system Optional:Taiwan is new generation,Japan Mitsubishi.FANCUC,Germany s Siemens

※由于產品不斷更新，產品規格參數如有變化恕不另外通知

※Specificationsubjectto chnagewithout notice for improvementand modifications

CNC 車銑復合中心

TURN MILLING SERIES

動力刀塔帶尾頂系列

性價比最佳高速車削中心

①采用30° 斜式布局，高强度鑄铁一體成型之强固結構床身。
②伺服刀塔高鋼性整體設計，搭配高精密的三片式曲齒離合器。
③排屑系统采用履带式設計，確保最佳的排屑效能。
④提供高性能尾座，確保工件支撑鋼性。

可編程尾座

通過尾座臺可加工長工件和夾持與余量少的工件

THE TAILSTOCK

Through the tailstock long workpieces can be machined and workpieces with less remaining workpieces can be machined.





主軸	Spindle	CNC-06MY
主軸鼻端	Spindle Nose	A2－5
夾頭尺寸	Chuck size	6"或46"型筒夾
主軸通孔直徑	Spindle through-hole diameter	56 mm
棒材容徑	Bar diameter	46mm
加工範圍	**Processing range**	
最大回轉直徑	Maximum rotation diameter	Ø500mm
最大加工外徑	Maximum machining outer diameter	350mm
最大加工長度	Maximum maching length	450mm
機械能力	**Mechaical ability**	
主軸轉速	Spindle speed	0-6000rpm
動力頭轉速	Rotating speed of moving head	0-4000/8000rpm
X/Z快移速度	X/Z axis fast-moving speed	≤25m/min
機械精度	**Mechaical Precision**	
主軸分度重復定位精度	Spindle indexing repeat positioning accuracy	±0.005°
主軸分度定位精度	Spindle indexing positioning accuracy	±0.002°
X/Z重復定位精度	X/Z axis repeat positioning accuracy	0.003mm
X/Z軸定位精度	X/Z axis positioning accuracy	0.002mm
軸向行程	**Axial Stroke**	
X軸行程	X-axis Stroke	250mm
Z軸行程	Z-axis Stroke	400mm
Y軸行程	Y-axis Stroke	80mm
刀塔	**Turret**	
刀位數	Number of knife positions	12/15
電機功率	**Motor Power**	
主軸(伺服)及電機	Spindle(servo) and motor	7.5kw/11kw
動力頭(伺服)及電機	Power head (Servo) and motor	2.4kw
X軸(伺服)及電機	X axis (Servo) and motor	2.4kw
Y軸(伺服)及電機	Y axis (Servo) and motor	2.4kw
Z軸(伺服)及電機	Z axis (Servo) and motor	2.4kw
切削液泵	Cutting fluid pump	0.75kw
其他	**Other**	
液壓箱容量	Hydraulic tank capacity	60L
水箱容量	Tank volume	108L
重量	weight	4000kg
機械尺寸	Mechanical Dimensions	L2500*W1800*H1750mm

控制系統 可選：臺灣新代、日本三菱、發那科、德國西門子
Control system Optional:Taiwan is new generation,Japan Mitsubishi.FANCUC,Germanys Siemens
※由于產品不斷更新，產品規格參數如有變化恕不另外通知
※Specificationsubjectto chnagewithout notice for improvementand modifications

刀塔尾頂機

KNIFE TOWER TAIL TOP MACHINE

刀塔尾頂系列

機械特點

①采用高于同級機種2.5~4倍扭矩值的主軸系統，能再較低轉速作業區間提供優异的重切削能力。

②重負荷滚珠型主軸軸承搭配一體成型高床身及馬達座結構，確保長年重切削運用下機臺的耐用性。

③全包覆防護鈑金將車削鐵屑與冷却液隔離在機床内，提供您安全幹净的工作環境。

④超大的加工範圍且可選用動力刀塔成爲車削中心，加工選用更有彈性。

MACHINE FEATURES

①The spindle system adopts 2.5~4 times the torque value highe than the same level model, which can provide excellent heavy cutting ability in the lower speed operation range.

②The heavy-duty ball-type spindle bearing is matched with an integrated high bad and motor seat structure to ensure the durability cf the machine under long-term heavy cutting applications .

③The fully-covered protective sheet metal iso lates turning iron filings and coolant in the machine tool, providing you with a safe and clean working environment.

④Large processing range and power turret can be used as turning center,processing selectlon is more flexible.



可編程尾座

通過尾座臺可加工長工件和夾持與餘量少的工件

THE TAILSTOCK

Through the tailstock long workpieces can be machined and workpieces with less remaining workpieces can be machined.

主軸	Spindle	CNC - 46DW	CNC - 52DW	CNC - 72DW	CNC - 82DW
主軸鼻端	Spindle Nose	A2－5	A2－6	A2－6	A2－6/A2-8
夾頭尺寸	Chuck size	6"或46"型筒夾	8"或52"型筒夾	10"或72"型筒夾	10"或82"型筒夾
主軸通孔直徑	Spindle through-hole diameter	56 mm	66 mm	72mm	82mm
棒材容徑	Bar diameter	46mm	52mm	65mm	72mm
加工範圍	**Processing range**				
最大回轉直徑	Maximum turning diameter	⌀420mm	⌀600mm	⌀600mm	⌀630mm
最大加工直徑	Maximum maching diameter	⌀400mm	⌀500mm	⌀500mm	⌀500mm
最大加長度	The maximum processing length	450mm	520mm	520mm	800/1000mm
機械能力	**Mechanical ability**				
主軸轉速	Spindle speed	0-4500rpm	0-4500rpm	0-4000rpm	0-4000rpm
銑削軸轉速	Milling shaft speed	–	–	–	–
X/Z快移速度	X/Z axis fast-moving speed	≤25m/min	≤25m/min	≤25m/min	≤25m/min
機械精度	**Mechanical precision**				
主軸分度重復定位精度	Spindle indexing repeat positioning accuracy	–	–	–	–
主軸分度定位精度	spindle indexing positioning accuracy	–	–	–	–
X/Z軸重復定位精度	X/Z axis repeat positioning accuracy	0.003mm	0.003mm	0.003mm	0.003mm
X/Z軸定位精度	X/Z axis positioning accuracy	0.002mm	0.002mm	0.002mm	0.002mm
軸向行程	**Axial travel**				
X軸行程	X－axis travel	500mm	640mm	640mm	640mm
Z軸行程	Z－axis travel	420mm	540mm	540mm	800/1000mm
刀塔	**Turret**				
刀位數	Number of knife positions	8/12	8/12	8/12	8/12
油壓尾座	**Hydraulic tailstock**				
尾座軸徑	Tailstock shaft diameter	75mm	75mm	65mm	75mm
尾座行程	Tailstock travel	320mm	520mm	520mm	520mm
頂心行程	Top heart trip	100mm	100mm	100mm	100mm
電機功率	**Motor Power**				
主軸(伺服)	Spindle(servo)	7.5kw	11kw/15kw	11kw/15kw	15kw/22kw
X軸(伺服)	X axis(Servo)	2.0kw	2.4kw	2.4kw	3.1kw
Z軸(伺服)	Z axis(Servo)	2.0kw	2.4kw	2.4kw	3.1kw
切削液泵	Cutting fluid pump	0.75kw	0.75kw	0.75kw	0.75kw
其他	**Other**				
液壓箱容量	Hydraulic tank capacity	60L	60L	60L	60L
水箱容量	Tank volume	125L	125L	125L	125L
重量	weight	4000kg	4500kg	4800kg	7500kg
機械尺寸	Mechanical dimensions	L2500*W1800*H1800mm	L2750*W1700*H1800mm	L2750*W1700*H1800mm	L3250*W1700*H1800mm

控制系統 可選：臺灣新代、日本三菱、發那科、德國西門子
Control system Optional:Taiwan is new generation,Japan Mitsubishi.FANCUC,Germany s Siemens
※由于產品不斷更新，產品規格參數如有變化恕不另外通知
※Specificationsubjectto chnagewithout notice for improvementand modifications

小鋼炮刀塔機

SMALL STEEL CANNON TURRET CRANE

機械特點

①采用高于同級機種2.5~4倍扭矩值的主軸系統，能再較低轉速作業區間提供優异的重切削能力。

②重負荷滚珠型主軸軸承搭配一體成型高床身及馬達座結構，確保長年重切削運用下機臺的耐用性。

③全包覆防護鈑金將車削鐵屑輿冷却液隔離在機床内，提供您安全幹净的工作環境。

④超大的加工範圍且可選用動力刀塔成爲車削中心，加工選用更有彈性。

MACHINE FEATURES

①The spindle system adopts 2.5~4 times the torque value highe than the same level model, which can provide excellent heavy cutting ability in the lower speed operation range.

②The heavy-duty ball-type spindle bearing is matched with an integrated high bad and motor seat structure to ensure the durability cf the machine under long-term heavy cutting applications.

③The fully-covered protective sheet metal iso lates turning iron filings and coolant in the machine tool, providing you with a safe and clean working environment.

④Large processing range and power turret can be used as turning center,processing selectlon is more flexible.





主軸	Spindle	CNC - 46D	CNC - 52D	CNC - 46C	CNC - 52C
主軸鼻端	Spindle Nose	A2 – 5	A2 – 6	A2 – 5	A2 – 6
夾頭尺寸	Chuck size	6"或46"型筒夾	8"或52"型筒夾	6"或46"型筒夾	8"或52"型筒夾
主軸通孔直徑	Spindle through-hole diameter	56 mm	66 mm	56 mm	66 mm
棒材容徑	Bar diameter	46mm	52mm	46mm	52mm
加工範圍	Processing range				
最大回轉直徑	Maximum rotation diameter	⌀500mm	⌀500mm	⌀500mm	⌀500mm
最大加工長度	Maximum maching length	380mm	380mm	380mm	380mm
機械能力	Mechaical ability				
主軸轉速	Spindle speed	0–6000rpm	0–4500rpm	0–6000rpm	0–4500rpm
X/Z快移速度	X/Z axis fast-moving speed	≤25m/min	≤25m/min	≤25m/min	≤25m/min
機械精度	Mechaical precision				
主軸分度重負定位精度	Spindle indexing repeat positioning accuracy	±0.005°	±0.005°	±0.005°	±0.005°
主軸分度定位精度	spindle indexing positioning accuracy	±0.002°	±0.002°	±0.002°	±0.002°
X/Z重復定位精度	X/Z axis repeat positioning accuracy	0.003mm	0.003mm	0.003mm	0.003mm
X/Z軸定位精度	X/Z axis positioning accuracy	0.002mm	0.002mm	0.002mm	0.002mm
軸向行程	Axial stroke				
X軸行程	X – axis Stroke	600mm	600mm	600mm	600mm
Z軸行程	Z – axis Stroke	400mm	400mm	400mm	400mm
刀塔	Turret				
刀位數	Number of knife positions	12/15			
電機功率	Motor power				
主軸(伺服)及電機	Spindle(servo) and motor	7.5kw/11kw	11kw/15kw	7.5kw/11kw	11kw/15kw
動力頭(伺服)及電機	Power head (Servo) and motor			3.1kw	3.1kw
X軸(伺服)及電機	X axis (Servo) and motor	2.0kw	2.4kw	2.0kw	2.4kw
Z軸(伺服)及電機	Z axis (Servo) and motor	2.0kw	2.4kw	2.4kw	2.4kw
切削液泵	Cutting fluid pump	0.75kw	0.75kw	0.75kw	0.75kw
其他	Other				
液壓箱容量	Hydraulic tank capacity	60L	60L	60L	60L
水箱容量	Tank volume	108L	108L	108L	108L
重量	weight	3300kg	3500kg	2700kg	3500kg
機械尺寸	Mechanical Dimensions	L2029*W1800*H1750mm			

控制系統 可選：臺灣新代、日本三菱、發那科、德國西門子
Control system Optional:Taiwan is new generation,Japan Mitsubishi.FANCUC,Germany s Siemens
※由于產品不斷更新，產品規格參數如有變化恕不另外通知
※Specificationsubjectto chnagewithout notice for improvementand modifications

雙主軸雙排刀系列

DOUBLE SPINDLE DOUBLE TOOL POST SERIES

機械特點

①采用高于同級機種2.5~4倍扭矩值的主軸系統，能再較低轉速作業區間提供優异的重切削能力。

②重負荷滚珠型主軸軸承搭配一體成型高床身及馬達座結構，確保長年重切削運用下機臺的耐用性。

③全包覆防護鈑金將車削鐵屑與冷却液隔離在機床內，提供您安全幹净的工作環境。

④超大的加工範圍且可選用動力刀塔成爲車削中心，加工選用更有彈性。

MACHINE FEATURES

①The spindle system adopts 2.5~4 times the torque value highe than the same level model, which can provide excellent heavy cutting ability in the lower speed operation range.

②The heavy-duty ball-type spindle bearing is matched with an integrated high bad and motor seat structure to ensure the durability cf the machine under long-term heavy cutting applications.

③The fully-covered protective sheet metal iso lates turning iron filings and coolant in the machine tool, providing you with a safe and clean working environment.

④Large processing range and power turret can be used as turning center,processing selectlon is more flexible.



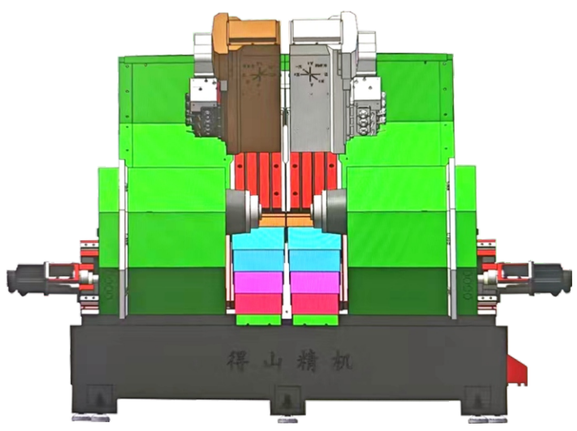



双主軸/单动力刀塔 Double spindle/single power knife towe

加工能力	Processing capacity	DS-6SY(500或650)	
軸數	Number of axis	7軸/7axis (X+Z+Z1+C1+C2+Y+TD)	
床身上旋徑	Spin the bed body	Ø300mm	
最大加工直徑	The largest diameter processing	Ø300mm	
最大加工長度	The maximum processing length	280mm	
主軸	**Spindle**		
主軸鼻端	Spindle nose	正A2-5	副A2-5
主軸孔徑	Spindle aperture	正Ø56mm	副Ø56mm
棒材孔徑	Bar aperture	正Ø46mm	副Ø46mm
主軸轉速	Spindle speed	正0-6000	副0-6000
油壓夾頭	Hydraulic chuck	正6”或46型筒夾	副6”或46型筒夾
動力刀塔	**Turret**		
刀位數	Number of knife positions	12/15	
外徑刀柄	Outer diameter shank	20-25mm	
内徑刀柄	Inside diameter shank	Ø20-25mm	
滑座	**Slider**		
X1/X2軸行程(直徑)	X1/X2 axis travelldiameter)	1320mm	
Z1/Z2軸行程	Z1/Z2-axis travel	250mm	
X1軸快速位移	X1 axis rapid displacement movement	24	
Y1軸快速位移	Y1 axis rapid displacement movement	24	
Z1/Z2軸快速位移	Z1/Z2 axis rapid displacement movement	24	
機械精度	**Mechanical precision**		
主副軸分度重復定位精度	Man countershaft indexing repeat positioning accuracy	±0.005°	
主副軸分度定位精度	Main countershaft indexing positioning accuracy	±0.002°	
X/Y/Z/Z1軸重復定位精度	X/Y/Z/Z1 axis repeat positioning accuracy	0.002mm	
X/Y/Z/Z1軸定位精度	X/Y/Z/Z1 axis positioning accuracy	0.003mm	
馬達	**Motor**		
主軸馬達	Spindle motor	7.5/11kw	11/15kw
副主軸馬達	Spindle motor	7.5/11kw	7.5/11kw
X1/X2軸	X1/X2 axis	1.7-2.0kw	
Z1/Z2軸	Z1/Z2 axis	2.4-3.1kw	
油壓泵浦馬達	Hydraulic pump motor	3.1kw	
冷却泵浦馬達	Cooling pump motor	750w	
容量	**Capacity**		
油壓箱容量	Oil tank capacity	72L	
冷油水箱容量	Cooling tank capacity	180L	
尺寸	**Size**		
機械尺寸	Machine Dimensions(L*W*H)	3000*1900*1900	
重量(净重/毛重)	Weightinet weight/gross weight)	4800kg	

控制系統 可選：臺灣新代、日本三菱、發那科、德國西門子
Control system Optional:Taiwan is new generation,Japan Mitsubishi.FANCUC,Germanys Siemens
※由于產品不斷更新，產品規格參數如有變化恕不另外通知
※Specificationsubjectto chnagewithout notice for improvementand modifications

THE X- AXIS STROKE IS EXTREMELY LONG 920MM

X軸行程超長行程 920mm



刀架方便有以下方案提供客户選配（特配）：

The Tool Post Is Convenient.the Following Options Are Available For Customers To Choose (special):

方案一:
X軸超大行程920mm及超大工作臺可裝多刀具進行復制零件加工。

Solution 1:
X-axis ultra-large stroke 920mm and ultra-large worktable can be equipped with multiple tools for copying parts processing□

方案二：
安裝刀塔復雜工件多工序首選。

Option 2:
The first choice for multi-process installation of complex work pieces of the turret。

方案三:
安裝動力頭，勤力頭可手動設置成爲端銑或側銑。

Solution 3：
Install the power head, the power head can be manually set to end milling or side milling。



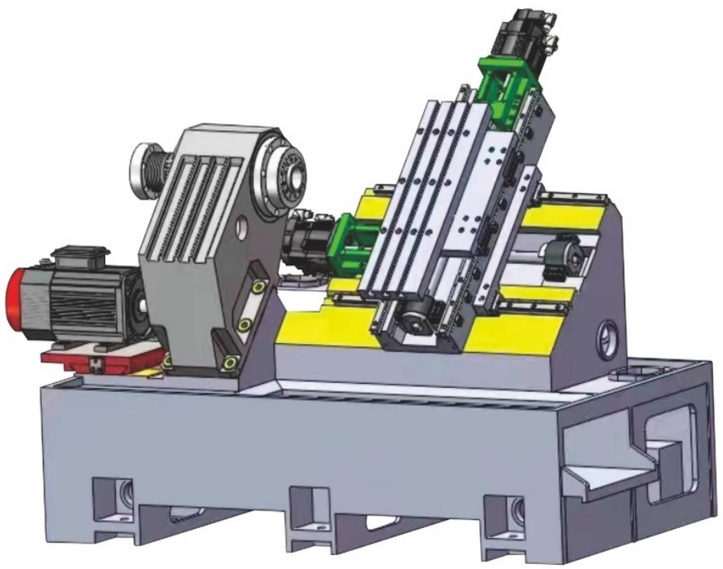



技術參數

TECHNICAL PARAMETER

主軸	Spindle	CNC - 36	CNC - 46	CNC - 46D	CNC- 46C（一拖二動力頭）
主軸鼻端	Spindle Nose	A2－4	A2－5	A2－5	A2－5
夾頭尺寸	Chuck size	5"或36"型筒夾	6"或46"型筒夾	6"或46"型筒夾	6"或46"型筒夾
主軸通孔直徑	Spindle through-hole diameter	46 mm	56 mm	56 mm	56 mm
棒材容徑	Bar diameter	36mm	46mm	46mm	46mm
加工範圍	**Processing range**				
最大回轉直徑	Maximum rotation diameter	Ø500mm	Ø500mm	Ø500mm	Ø500mm
刀臺板與主軸中心高度	Knife platform and spindle center height	65mm	65mm	65mm	65mm
最大加工長度	Maximum maching length	300mm	380mm	380mm	380mm
機械能力	**Mechaical ability**				
主軸轉速	Spindle speed	0-6000rpm	0-6000rpm	0-6000rpm	0-6000rpm
X/Z快移速度	X/Z axis fast-moving speed	≤25m/min	≤25m/min	≤25m/min	≤25m/min
機械精度	**Mechaical Precision**				
主軸分度重復定位精度	Spindle indexing repeat positioning accuracy	±0.005°	±0.005°	±0.005°	±0.005°
主軸分度定位精度	Spindle indexing positioning accuracy	±0.002°	±0.002°	±0.002°	±0.002°
X/Z重復定位精度	X/Z axis repeat positioning accuracy	0.003mm	0.003mm	0.003mm	0.003mm
X/Z軸定位精度	X/Z axis positioning accuracy	0.002mm	0.002mm	0.002mm	0.002mm
軸向行程	**Axial Stroke**				
X軸行程	X－axis Stroke	820mm	920mm	920mm	920mm
Z軸行程	Z－axis Stroke	320mm	380mm	380mm	380mm
刀塔	**Turret**				
刀位數	Number of knife positions	8/12			
電機功率	**Motor Power**				
主軸(伺服)及電機	Spindle(servo) and motor	5.5kw		11kw/7.5kw	
動力頭(伺服)及電機	Power head (Servo) and motor				2.0kw/1.0kw
X軸(伺服)及電機	X axis (Servo) and motor	2.0kw	2.0kw	2.0kw	2.0kw
Z軸(伺服)及電機	Z axis (Servo) and motor	2.0kw	2.0kw	2.0kw	2.0kw
切削液泵	Cutting fluid pump	0.37kw	0.37kw	0.37kw	0.37kw
其他	**Other**				
液壓箱容量	Hydraulic tank capacity	60L	60L	60L	60L
水箱容量	Tank volume	108L	108L	108L	108L
重量	weight	2700kg	2700kg	2700kg	2700kg
機械尺寸	Mechanical Dimensions	L2029*W1700*H1922mm			

控制系統 可選：臺灣新代、日本三菱、發那科、德國西門子
Control system Optional:Taiwan is new generation,Japan Mitsubishi.FANCUC,Germany s Siemens
※由于產品不斷更新，產品規格參數如有變化恕不另外通知
※Specificationsubjectto chnagewithout notice for improvementand modifications