

All dimensions are in mm

Interface

According to

ISO 20860-1

Documents

PCB layout

MB_581 (MB_355*; MB_172*)

Tape & reel packaging

VG328.25000

Material and plating

Connector parts

Center contact
Outer contact
Dielectric
Housing

Material

Brass
Zinc alloy
HTN
HTN

Plating

AuroDur®, gold plated
Tin, 2-5 µm, over Nickel

*) Do not apply for new application

Electrical data

Impedance	50 Ω
Frequency	DC to 6 GHz
Return loss	≥ 27 dB, DC to 1 GHz ≥ 20 dB, 1 to 3 GHz ≥ 17 dB, 3 to 6 GHz
Insertion loss	≤ 0.1 x √f(GHz) dB
Insulation resistance	≥ 1 x10 ³ MΩ
Center contact resistance	≤ 5 mΩ
Outer contact resistance	≤ 5 mΩ
Test voltage (at sea level)	750 V rms
Working voltage (at sea level)	335 V rms
Power current	≤ 1 A DC

- Connector only, VSWR in application depends decisive on PCB layout -

Mechanical data

Mating cycles	≥ 25
Engagement force	≤ 25 N
Disengagement force	≥ 2 N
Retention force plastic housing	≥ 110 N
Coding efficiency	≥ 40 N
Mechanical Pull Test and Sideload Test	SAE-USCAR-17 clause 4.2.1.

Environmental data

Temperature range	-40°C to 105°C
Thermal shock	ISO 20860-2 clause 9.2
Temperature and humidity	ISO 20860-2 clause 9.3
Vibration and mechanical shock	ISO 20860-2 clause 9.1
Dry heat	ISO 20860-2 clause 9.4
Soldering profile	acc. IEC 60068-2-58, group 3 (250°C/30s)
RoHS	compliant

Dieses Dokument ist urheberrechtlich geschützt • This document is protected by copyright • Rosenberger Hochfrequenztechnik GmbH & Co. KG

RF_35/09.14/6.2

FAKRA-HF

RIGHT ANGLE PLUG
FOR PCB

59S2RL-40MT5-Y















Packing

Standard
Weight

250 pcs in tape & reel
3.5 g/pc

Coding

Part Number has to be accomplished by codification

Coding	Color	RAL	Part-Number
 A	black	sim. 9005	59S2RL-40MT5-A
 B	white	sim. 9001	59S2RL-40MT5-B
 C	blue	sim. 5005	59S2RL-40MT5-C
 D	bordeauxviolet	sim. 4004	59S2RL-40MT5-D
 E	green	sim. 6002	59S2RL-40MT5-E
 F	brown	sim. 8011	59S2RL-40MT5-F
 G	grey	sim. 7031	59S2RL-40MT5-G
 H	violet	sim. 4003	59S2RL-40MT5-H
 I	beige	sim. 1001	59S2RL-40MT5-I
 K	curry	sim. 1027	59S2RL-40MT5-K
 L	carmine-red	sim. 3002	59S2RL-40MT5-L
 M	pastel-orange	sim. 2003	59S2RL-40MT5-M
 N	white-green	sim. 6019	59S2RL-40MT5-N
 Z	waterblue	sim. 5021	59S2RL-40MT5-Z

While the information has been carefully compiled to the best of our knowledge, nothing is intended as representation or warranty on our part and no statement herein shall be construed as recommendation to infringe existing patents. In the effort to improve our products, we reserve the right to make changes judged to be necessary.

Draft	Date	Approved	Date	Rev.	Engineering change number	Name	Date
M. Bieberbach	24.08.16	C. Wagner	12.07.17	400	17-0997	C. Schulz	12.07.17

Rosenberger Hochfrequenztechnik GmbH & Co. KG
P.O.Box 1260 D-84526 Tittmoning Germany
www.rosenberger.de

Tel. : +49 8684 18-0
Email : info@rosenberger.de

Page
3 / 3