

**Preliminary**

○ = pinning

All dimensions are in mm

**Interface**

According to RN\_121-04

**Documents**

Assembly instruction TBD  
 Test specification TBD

**Material and plating**

**Connector parts**

Inner contact	Material	Bronze
Outer contact 2 (Interface)		Bronze
Outer contact 3 (Crimp)		Brass
Dielectric		PA12-GB30
Housing		PBT-GF20
Secondary lock		PBT-GF20

**Plating**

Gold, min. 0.15 µm, over chemical nickel  
 Tin, min. 1.5 µm  
 Tin, min. 1.5 µm

Dieses Dokument ist urheberrechtlich geschützt • This document is protected by copyright • Rosenberger Hochfrequenztechnik GmbH & Co. KG

RF\_35/09.14/6.2

**Electrical data**

Impedance	100 Ω
Frequency	DC to 1 GHz
Return loss *	≥ 30 dB, DC to 1 GHz
	TBD, DC to 15 GHz
Skew	TBD
Insulation resistance	≥ 1 x10 <sup>3</sup> MΩ
Signal contact resistance	≤ 10 mΩ
Outer contact resistance	≤ 7.5 mΩ
Test voltage (at sea level)	750 V rms
Working voltage (at sea level)	100 V rms
Power current	≤ 1,5 A DC
RF-leakage	TBD

*\* Limitations are possible due to the used cable type and termination*

**Mechanical data**

Mating cycles	≥ 25
Engagement force	≤ 75 N
Disengagement force	≥ 2 N
Retention force latch	≥ 110 N
Retention force primary lock	≥ 80 N
Coding efficiency	≥ 150 N

**Environmental data**

Temperature range	-40°C to +105°C
Thermal shock	DIN IEC 60068-2-14
Humidity	DIN EN 60068-2-30 @ +40°C
Dry heat	DIN EN 60068-2-2 @ +105°C
Vibration	DIN IEC 60068-2-64 Class 1
Mechanical Shock	DIN IEC 60068-2-27 Class 1

**Tooling**

Crimping tool	TBD
Crimp insert	TBD

**Suitable cables**

Dacar 647 ; GG X8405















**Packing**

Standard	TBD
Weight	11g/pcs

**Preliminary**

**Coding**

Part Number has to be accomplished by codification

Coding	Jack	Colour	RAL	Part-Number
A		jet black	sim. 9005	E6K104-1AQZ5-A
B*		pure white	sim. 9010	E6K104-1AQZ5-B
C*		light blue	sim. 5012	E6K104-1AQZ5-C
D*		claret violet	sim. 4004	E6K104-1AQZ5-D
E*		may green	sim. 6017	E6K104-1AQZ5-E
F*		nut brown	sim. 8011	E6K104-1AQZ5-F
G*		platinum grey	sim. 7036	E6K104-1AQZ5-G
H*		light pink	sim. 3015	E6K104-1AQZ5-H
J*		beige	sim. 1001	E6K104-1AQZ5-J
K*		curry	sim. 1027	E6K104-1AQZ5-K
L*		yellow green	sim. 6018	E6K104-1AQZ5-L
M*		pastel orange	sim. 2003	E6K104-1AQZ5-M
O*		light green	sim. 6027	E6K104-1AQZ5-O
Z		water blue	sim. 5021	E6K104-1AQZ5-Z

**Preliminary**

\* Coding on request

While the information has been carefully compiled to the best of our knowledge, nothing is intended as representation or warranty on our part and no statement herein shall be construed as recommendation to infringe existing patents. In the effort to improve our products, we reserve the right to make changes judged to be necessary.

Draft	Date	Approved	Date	Rev.	Engineering change number	Name	Date
C. Giwolies	29.06.18	J. Schmid	10.10.18	100	18-m171	C. Giwolies	10.10.18

Rosenberger Hochfrequenztechnik GmbH & Co. KG P.O.Box 1260 D-84526 Tittmoning Germany <a href="http://www.rosenberger.de">www.rosenberger.de</a>				Tel. : +49 8684 18-0 Email : <a href="mailto:info@rosenberger.de">info@rosenberger.de</a>		Page 3 / 3	
--	--	--	--	--	--	---------------	--