

All dimensions are in mm;

**Interface**

According to RN\_121-02

**Documents**

Panel piercing	MB_666
Pinning instruction	RN_143-02
Tape & reel packaging	TBD
Test specification	TBD

**Material and plating**

**Connector parts**

Inner contact	Brass
Outer contact	Zinc Alloy
Dielectric	LCP
Housing	HTN

**Plating**

Gold, min. 0.15µm, over chemical nickel  
Tin, min. 2µm, over Ni

**Preliminary**

**Electrical data**

Impedance	100 Ω
Frequency	DC to 1 GHz
Return loss	≥ 30 dB, DC to 1 GHz
	TBD, DC to 15 GHz
Skew	TBD
Crosstalk	TBD
Insulation resistance	≥ 1 x10 <sup>3</sup> MΩ
Signal contact resistance	≤ 10 mΩ
Outer contact resistance	≤ 7.5 mΩ
Test voltage (at sea level)	250 V rms
Working voltage (at sea level)	100 V rms
Power current	≤ 1,5 A DC
RF-leakage	TBD

-Connector only, VSWR in application depends decisive on PCB layout -

**Mechanical data**

Mating cycles	≥ 25
Engagement force	≤ 40 N
Disengagement force	≥ 5 N
Retention force latch	≥ 110 N
Coding efficiency	≥ 80 N

**Environmental data**

Temperature range	-40°C to +105°C
Thermal shock	DIN IEC 60068-2-14
Humidity	DIN EN 60068-2-30 @ +40°C
Dry heat	DIN EN 60068-2-2 @ +105°C
Vibration	DIN IEC 60068-2-64 Class 1
Mechanical Shock	DIN IEC 60068-2-27 Class 1
Soldering profile	acc. to IEC 60068-2-58; Group 3 (250°C/ 30 sec)

**Packing**

Standard	TBD
Weight	10g/pcs

**Preliminary**

# Technical Data Sheet

# Rosenberger

H-MTD®















RIGHT ANGLE PLUG  
FOR PCB

**E6S202-40MT5-Y**

### Coding

Part Number has to be accomplished by codification

## Preliminary

Coding	Plug	Colour	RAL	Part-Number
A		jet black	sim. 9005	E6S202-40MT5-A
B		pure white	sim. 9010	E6S202-40MT5-B
C*		light blue	sim. 5012	E6S202-40MT5-C
D*		claret violet	sim. 4004	E6S202-40MT5-D
E*		may green	sim. 6017	E6S202-40MT5-E
F*		nut brown	sim. 8011	E6S202-40MT5-F
G*		platinum grey	sim. 7036	E6S202-40MT5-G
H*		light pink	sim. 3015	E6S202-40MT5-H
J*		beige	sim. 1001	E6S202-40MT5-J
K*		curry	sim. 1027	E6S202-40MT5-K
L*		yellow green	sim. 6018	E6S202-40MT5-L
M*		pastel orange	sim. 2003	E6S202-40MT5-M
O*		light green	sim. 6027	E6S202-40MT5-O
Z		water blue	sim. 5021	E6S202-40MT5-Z

\* Coding on request

While the information has been carefully compiled to the best of our knowledge, nothing is intended as representation or warranty on our part and no statement herein shall be construed as recommendation to infringe existing patents. In the effort to improve our products, we reserve the right to make changes judged to be necessary.

Draft	Date	Approved	Date	Rev	Engineering change number	Name	Date
J. Schmid	17.07.17	J. Schmid	17.12.18	200	18-m774	T. Stockhammer	17.12.18

Rosenberger Hochfrequenztechnik GmbH & Co. KG  
P.O.Box 1260 D-84526 Tittmoning Germany  
[www.rosenberger.de](http://www.rosenberger.de)

Tel. : +49 8684 18-0  
Email : [info@rosenberger.de](mailto:info@rosenberger.de)

Page

3 / 3