

LC2-600C (2V600Ah)

LC-C series lead-carbon batteries use functional activated carbon and graphene as carbon materials, which are added to the negative plate of the battery to make lead carbon batteries have the advantages of both lead-acid batteries and super capacitors. It not only improves the ability of rapid charge and discharge, but also greatly prolongs the battery life, more than 2200 cycles at 80% DOD. It is more suitable for the application of PSOC.

Cells Per Unit	1
Voltage Per Unit	2
Capacity	600Ah@10hr-rate to 1.80V per cell @25°C
Weight	Approx. 36.5 Kg (Tolerance±3%)
Internal Resistance	Approx. 0.68 mΩ
Terminal	F10(M8)
Max. Discharge Current	2400A (5 sec)
Design Life	20 years
Max. Charging Current	120.0 A
Cycle Use Voltage	2.37 V~2.40 V @ 25°C Temperature Compensation: -4mV/°C/Cell
Operating Temperature Range	Discharge: -20°C~60°C Charge: 0°C~50°C Storage: -20°C~60°C
Normal Operating Temperature Range	25°C±5°C
Self Discharge	The batteries can be stored for up to 6 months at 25°C and then recharging is recommended. Monthly Self-discharge ratio is less than 3% at 25°C. Please charge batteries before using.
Container Material	A.B.S. White/Black. UL94-HB/UL94-V0



COMPLIED STANDARDS:

- ISO 9001
- UL1642
- ISO 14001
- OHSAS 18001

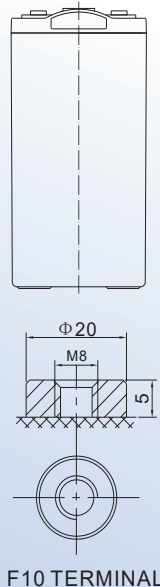
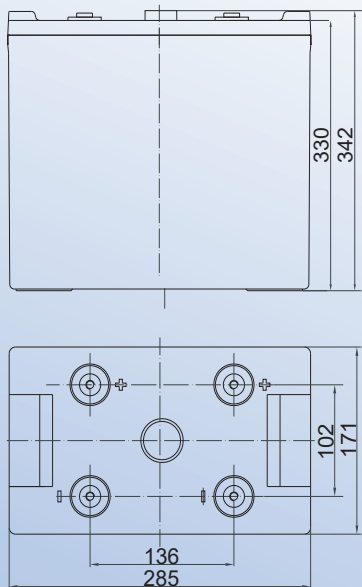
LC2-600C (2V600Ah)

Constant Current Discharge Characteristics :A(25°C)

F.V/Time	15MIN	30MIN	1HR	2HR	3HR	4HR	5HR	6HR	8HR	10HR	20HR
1.60V	757.8	586.8	392.4	240.6	175.8	135.0	108.0	97.8	79.8	62.4	33.6
1.65V	720.6	563.4	387.6	232.2	168.6	132.0	106.8	95.4	76.2	61.8	33.0
1.70V	672.0	531.0	380.4	228.6	164.4	129.0	105.0	93.0	75.0	61.2	32.4
1.75V	596.4	477.6	349.8	216.0	156.0	124.8	103.8	88.2	72.6	60.6	31.8
1.80V	513.6	435.0	330.0	205.8	150.0	120.0	102.0	87.0	71.4	60.0	31.2
1.85V	434.4	391.8	304.8	194.4	142.8	117.0	96.0	82.2	67.8	58.2	29.4

Constant Power Discharge Characteristics : WPC(25°C)

F.V/Time	15MIN	30MIN	1HR	2HR	3HR	4HR	5HR	6HR	8HR	10HR	20HR
1.60V	1327	1069	730.8	450.6	327.6	237.6	214.2	188.4	151.8	124.2	67.2
1.65V	1292	1063	726.6	444.0	321.0	234.0	212.4	186.0	150.6	123.0	66.0
1.70V	1220	1006	719.4	437.4	316.2	233.4	210.0	181.8	148.2	122.4	64.8
1.75V	1087	907.2	675.0	414.6	304.8	221.4	207.0	172.8	143.4	121.2	63.6
1.80V	940.8	827.4	642.0	395.4	292.2	220.8	203.4	170.4	141.0	120.0	62.4
1.85V	802.2	745.8	595.2	374.4	278.4	204.6	192.0	161.4	133.8	116.4	58.8



Unit: mm

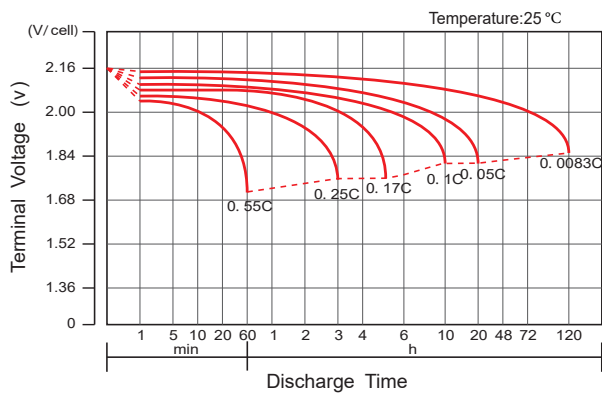
Length	285±2mm (11.2 inches)
Width	171±2mm (6.73 inches)
Height	330±2mm (13.0 inches)
Total Height	342±2mm (13.5 inches)
Terminal	Value
M5	6~7 N*m
M6	8~10 N*m
M8	10~12 N*m

LC2-600C (2V600Ah)

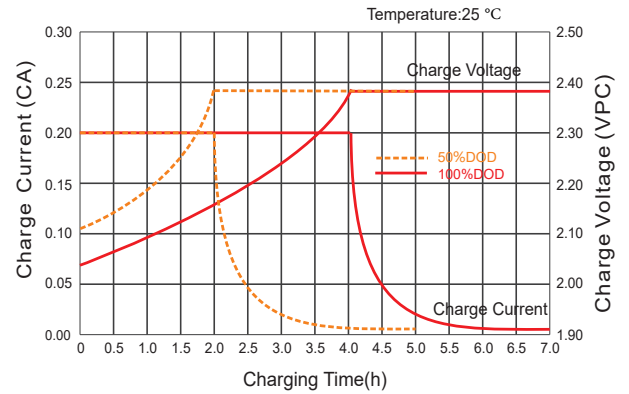
Reference Capacity

Hour Rate	C10 (Ah)	C72 (Ah)	C100 (Ah)	C120 (Ah)
F.V (V/Cell)	1.80	1.85	1.85	1.85
Capacity (Ah)	600.0	658.8	670.8	686.8

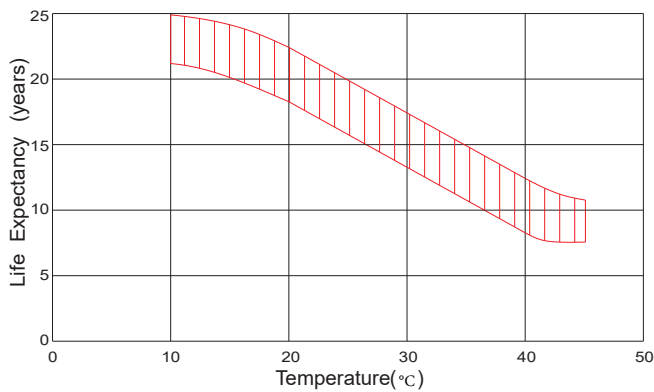
Discharge Characteristics Curve



Charge Characteristic Curve for Cycle Use(IU)



Effect of Temperature on Long Term Life



Cycle Life in Relation to Depth of Discharge

