


SOLAR SERIES VRLA BATTERY

The Solar series is designed for frequent cyclic charge and discharge applications under extreme environments. By combining the newly developed Nano Gel electrolyte with high density paste, the Solar series offers high recharge efficiency at very low charge current. The acid stratification is highly reduced by adding Nano Gel.

This series is suit for energy storage for renewable energies such as PV, wind turbine power systems and CATV.



TECHNICAL SPECIFICATIONS

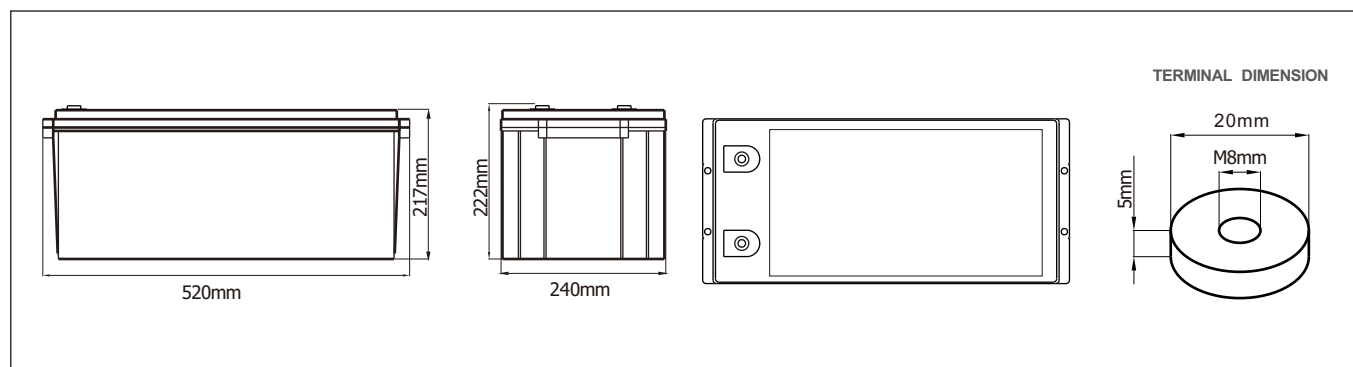
Nominal Voltage (V)	12 (6 cells per unit)
Designed Floating Life (20°C)	12 Years
Nominal Capacity (25°C)	200 Ah @ 10HR-rate (to 1.80Vpc)
Dimension (mm)	L520mm x W240mm x H222mm
Approx. Weight	57 kg
Terminal Type	Female Copper Insert M8 (torque:8~10N.m)
Internal Resistance	Approx. 0.003 Ohm (fully charged @ 25°C)
Max. Charge Current	50A
Max. Discharge Current (5S)	1500 A
Short Circuit Current	4000 A
Self Discharge	Approx. 2.5% per month @ 20°C
Ambient Temperature	Discharge: -25~65°C Charge: -25~60°C Storage: -25~45°C
Float Charge Voltage	13.5V @25°C (-3mV/ cell/ °C)
Equalize and cycle Use Charge Voltage	14.1-14.4V @25°C
Container Material	ABS (UL94-V0 optional)



Complied standards

- IEC 60896-21/22
- GB/T19638
- IEC61427
- JIS C8704
- BS6290 part 4
- UL1989

BATTERY DIMENSIONS



BATTERY DISCHARGE TABLE

Constant Current Discharge Characteristics: Amps (25°C)										
F.V/Time	30min	1h	2h	3h	4h	5h	8h	10h	20h	
1.70V	203	127	76.1	55.3	44.1	36.8	25.1	20.7	10.9	
1.75V	196	125	74.8	54.5	43.6	36.4	24.7	20.4	10.7	
1.80V	187	121	73.2	53.4	42.6	35.5	24.1	20.0	10.5	
1.85V	177	115	70.4	51.7	41.4	34.6	23.6	19.5	10.3	

Constant Power Discharge Characteristics: W/cell (25°C)										
F.V/Time	30min	1h	2h	3h	4h	5h	8h	10h	20h	
1.70V	380	240	145	106	84.8	71.1	48.8	40.5	21.5	
1.75V	370	237	144	105	84.6	70.8	48.5	40.2	21.2	
1.80V	357	232	142	104	83.3	69.7	47.8	39.7	21.0	
1.85V	340	224	138	101	81.7	68.5	47.0	38.9	20.6	

PARAMETERS FOR SOLAR & WIND APPLICATIONS

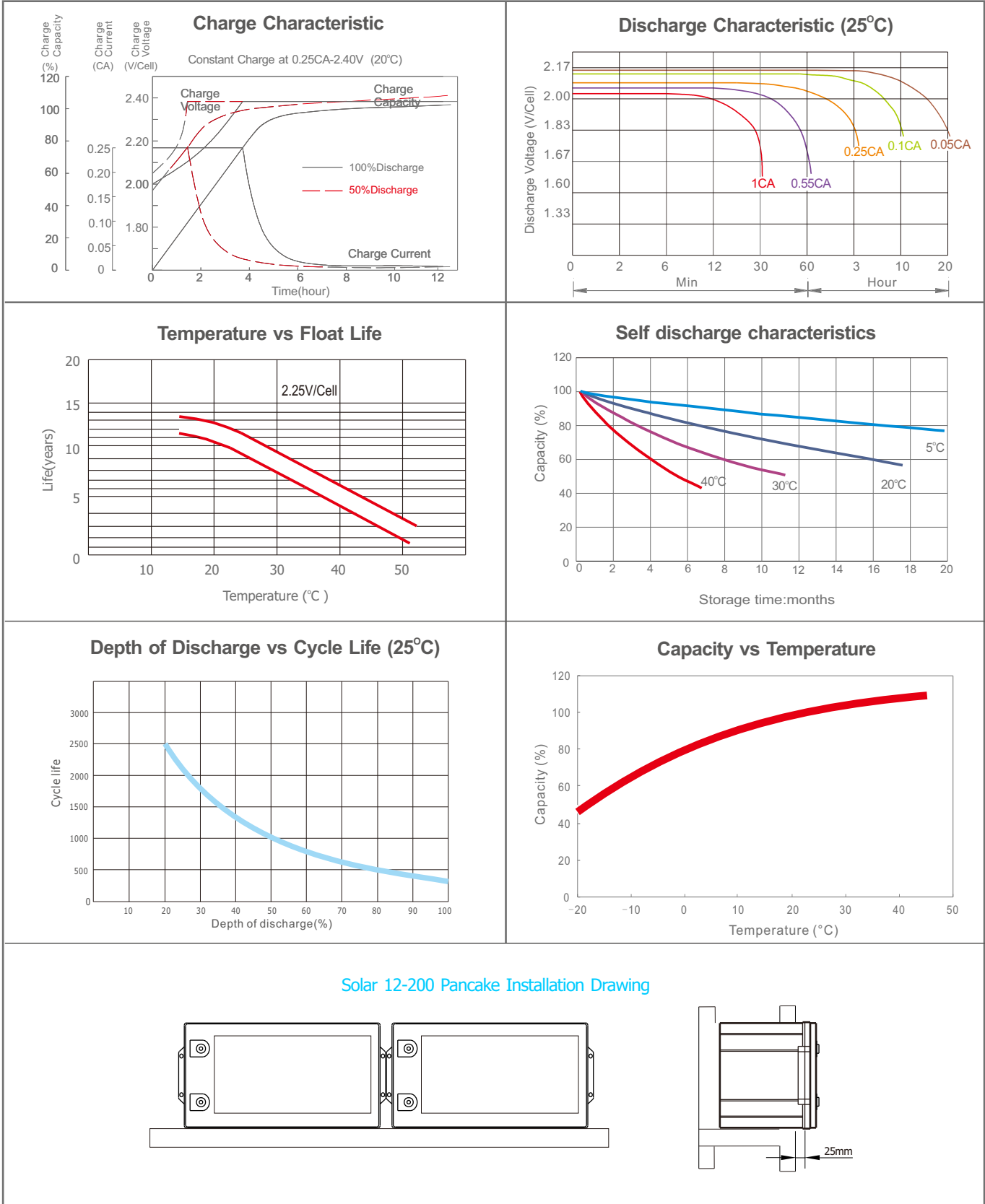
Long time discharge capacity for Solar & Wind applications

Capacity	C ₂₄ (Ah)	C ₄₈ (Ah)	C ₇₂ (Ah)	C ₁₀₀ (Ah)	C ₁₂₀ (Ah)
Solar12-200	214	226	232	242	250
Final Voltage	1.85V				

Solar & Wind applications parameters settings

Over voltage disconnect:	2.45±0.01V/cell @ 25°C
Regulation/equalize voltage:	2.40±0.01V/cell @ 25°C
Array roconnection voltage:	2.25±0.005V/cell @ 25°C
Float voltage setting:	2.27±0.005V/cell @ 25°C
Low voltage alarm voltage:	1.95±0.005V/cell @ 25°C
Low voltage disconnect:	1.90±0.005V/cell @ 25°C
Load reconnect voltage:	2.09±0.01V/cell @ 25°C
Temp. compensate coefficient:	-3~-5mV/cell/°C

CHARACTERISTICS



FINAL VOLTAGE SETTINGS RECOMMENDED ACCORDING TO THE DISCHARGE CURRENT

Discharge Current I (A)	$I \leq 0.08C$	$0.08C \leq I < 0.2C$	$0.2C \leq I < 0.6C$	$0.6C \leq I < 1.0C$	$I \geq 1.0C$
Final of Voltage	$\geq 1.85V_{pc}$	$\geq 1.80V_{pc}$	$\geq 1.75V_{pc}$	$\geq 1.70V_{pc}$	$\geq 1.60V_{pc}$

Aeson Power

18/40 Ricketts Road, Mount Waverley

Tel: +61 3 9545 5993

Website: www.aesonpower.com.au

Email: info@aesopower.com.au