


Differential pressure switch 908 for liquid with adjustable setting



Application

Adjustable differential pressure switch monitoring overpressure, vacuum or differential pressure of liquid and gaseous – also aggressive – media.

The differential pressure switch uses an adjusting screw to enable the adjustment of the switching pressure.

Class of control and regulation function: A

Temperature range

Ambient temperature from -10 to +80°C
Temperature of media from -10 to +80°C
Storage temperature from -40 to +80°C

Accuracy of the switching pressure

Repeatability $\pm 10\%$

Materials

Diaphragm: EPDM / NBR / Viton / Silicone
Media contacting parts:
Chrome / Stainless steel / Brass / Diaphragm material

Pressure connection

Inner thread G 1/8 of Brass (CuZn40)
P1+ / P2–

Pressure ranges

908.32 40 ... 200 mbar
908.34 150 ... 1000 mbar

Switching hysteresis (typical)

908.32 30 mbar
908.34 100 mbar

Maximum operating pressure

10 bar

Burst pressure

20 bar

Life

Mechanically more than 1 million cycles

Weight

850 g with mounting bracket and protection cap

Electrical rating

Standard version	max. 6 (1.5) A / 250 VAC
	max. 10 (2.0) A / 250 VAC
Low power version	max. 100 mA / 24 VAC
	max. 30 mA / 24 VDC

Electrical connection and Arrangement of contacts

Tab terminal 6.3 mm x 0.8 mm Connector
DIN 46244



Protection

IP00 without protection cap
IP54 / IP65 depending on the used protection cap

Protection class

Protection class II is only met by using a protection cap from our accessories program.

The pressure switch without protection cap is provided for installation in equipment. The construction of the equipment and the type of installation determine the protection class.

Warning

Read instructions before use. This regulating and control unit must be installed in compliance with the applicable regulations.

Conformity

EU Low Voltage Directive
EU RoHS Directive

Packaging unit

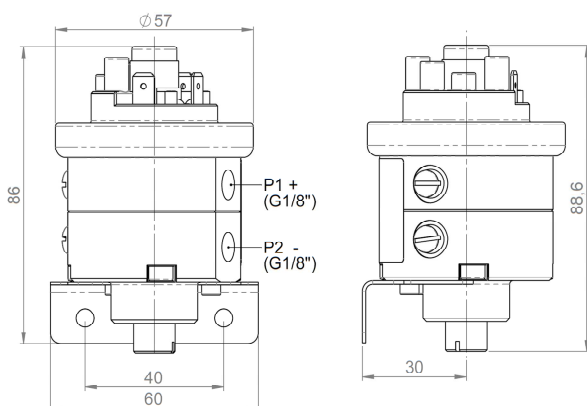
1 or 10 pieces

Accessories

See ordering matrix

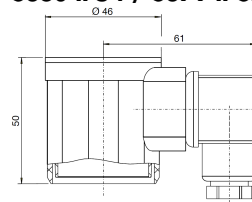
Differential pressure switch 908

908 without protection cap

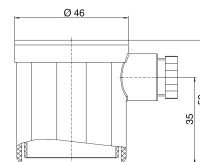


Protection caps

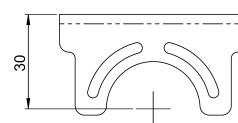
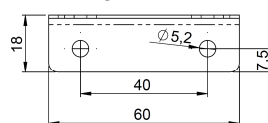
**6374 IP54 / 6375 IP65
6380 IP54 / 6379 IP65**



6371 IP54 / 6372 IP65



Mounting bracket 6603



Order matrix

908.3

		X	X	X	X	X	X	X
Pressure ranges	40 ... 200 mbar 150 ... 1000 mbar	2 4						
Accuracy	Standard		1					
Overpressure range	10 bar			1				
Diaphragm material	NBR EPDM Silicone FKM / FPM				1 2 3 4			
Pressure connection	G 1/8" Inner thread, Brass					M		
Switch contacts	Low voltage 6A / 250VAC 10A / 250VAC						1 4 5	
Protection cap	Without protection cap Protection cap IP54 with cable conduit M12 Protection cap IP65 with cable conduit M12 Protection cap IP54 with connector, Shape A, to EN 175301-803, with cable Protection cap IP65 with connector, Shape A, to EN 175301-803, with cable Protection cap IP54 with connector, Shape A, to EN 175301-803, without cable Protection cap IP65 with connector, Shape A, to EN 175301-803, without cable						0 1 2 3 4 5 6	
Mounting bracket	Without mounting bracket L-shaped							0 1

Accessories

Article-No

Protection cap IP54 with cable conduit M12	6371
Protection cap IP65 with cable conduit M12	6372
Protection cap IP54 with connector, Shape A, to EN 175301-803, with cable	6380
Protection cap IP65 with connector, Shape A, to EN 175301-803, with cable	6379
Protection cap IP54 with connector, Shape A, to EN 175301-803, without cable	6374
Protection cap IP65 with connector, Shape A, to EN 175301-803, without cable	6375
Mounting bracket L-shaped	6603



Beck GmbH
Druckkontrolltechnik
P.O. Box 11 31
D-71140 Steinenbronn
Telephone +49 (71 57) 52 87-0
Telefax +49 (71 57) 52 87-83
e-mail sales@beck-sensors.com
http://www.beck-sensors.com